Lake Transit Authority

Lisa Davey-Bates, Executive Director

Administration
525 South Main Street, Ste. G
Ukiah, CA 95482
(707) 263-7868

Operations
P.O. Box 698
Lower Lake, CA 95457
(707) 994-3384

www.laketransit.org

DATE: June 7, 2023

TIME: 10:15 a.m. (or as soon thereafter as the Service Authority for Freeway Emergencies Meeting Adjourns)

PLACE: City Council Chambers
14050 Olympic Drive
Clearlake, California

Audioconference
Dial-in number: 1 (669) 900-6833 / Meeting ID: 882 3919 8786# Passcode: 778831

***Zoom link provided to the public by request.**
Public comments will be accepted in person and through teleconference during the meeting on any agenda item when public comment is invited by the Chair.

1. Call Meeting to Order
2. Roll Call

PUBLIC EXPRESSION

3. Public input on any unmet transit need or any other item within the jurisdiction of this agency, but which is not otherwise on the agenda

CONSENT CALENDAR

4. Approval of Minutes of the May 10, 2023 Meeting
   Review and proposed approval

REGULAR CALENDAR

5. Fiscal Year 2023/24 LTA Operations and Capital Budget
   Review and proposed approval
6. 2022/23 Lake Transit Authority Third Quarter Report
   Review and proposed approval
7. Operations and Maintenance Amendments (No. 7 & 8) with Paratransit Services
   Review and proposed approval
8. Professional Consulting Services between Mark Wall & Lake Transit Authority
   Review and proposed approval

REPORTS

9. LTA Program Manager's Report
10. Paratransit Services' Report
11. Lake Links Update
12. Announcements

ADJOURN

PUBLIC EXPRESSION
Any member of the public may speak on any agenda item when recognized by the Chair for a time period, not to exceed

3 minutes per person and not more than 10 minutes per subject, prior to the Public Agency taking action on that agenda item.

Americans With Disabilities Act (ADA) Requests

To request disability-related modifications or accommodations for accessible locations or meeting materials in alternative formats (as allowed under Section 12132 of the ADA) please contact the Lake Transit Authority Administrative office at (707) 263-7868, at least 72 hours before the meeting.

Additions to Agenda

The Brown Act, Section 54954.2, states that the Board may take action on off-agenda items when:

a) a majority vote determines that an "emergency situation" exists as defined in Section 54956.5, **or**
b) a two-thirds vote of the body, or a unanimous vote of those present, determines that there is a need to take immediate action and the need for action arose after the agenda was legally posted, **or**
c) the item was continued from a prior, legally posted meeting not more than five calendar days before this meeting.

Closed Session

If agendized, Lake Transit Authority may adjourn to a closed session to consider litigation or personnel matters (i.e., contractor agreements). Discussion of litigation or pending litigation may be held in closed session by authority of Govt. Code Section 54956.9; discussion of personnel matters by authority of Govt. Code Section 54957.

Posted: June 2, 2023

Lake Transit Authority

Lisa Davey-Bates, Executive Director

www.laketransit.org

Administration
525 S. Main Street, Ste. G
Ukiah, CA 95482
(707) 263-7868

Operations
P.O. Box 698
Lower Lake, CA 95457
(707) 994-3384

LAKE TRANSIT AUTHORITY

(DRAFT) MEETING MINUTES

Wednesday, May 10, 2023

Location: Board Chambers
255 Park Street, Lakeport, California

Present

Moke Simon, Supervisor, County of Lake
Stacey Mattina, City Council Member, City of Lakeport
Russ Cremer, Council Member, City of Clearlake
Russell Perdock, City of Clearlake
Bruno Sabatier, Supervisor, County of Lake

Absent

Tim Warnement, Member at Large
Chuck Leonard, Member at Large
Kenneth Parlet, Council Member, City of Lakeport

Also Present

Lisa Davey-Bates, Executive Director – Lake Transit Authority
James Sookne, Program Manager – Lake Transit Authority
Charlene Parker, Admin. Staff – Lake Transit Authority
Jesus Rodriguez, Admin. Staff – Lake Transit Authority
Gary McFarland, Project Manager – Paratransit Services
Laurie Fisher, Mobility Programs Manager – Lake Links

Attending via Zoom

Alexis Pedrotti, Project Manager – Lake Transit Authority

---

1. **Call Meeting to Order**

   Chair Mattina called the meeting to order at 10:19 a.m.

   Before proceeding with the meeting, the group took a moment of silence to remember Karl Parker.

2. **Roll Call**

   Charlene Parker called roll. Members present: Sabatier, Simon, Perdock, Cremer, Mattina

PUBLIC EXPRESSION

3. **Public input on any unmet transit needs or any other item within the jurisdiction of this agency, but which is not otherwise on the agenda**

   Chair Mattina requested Public Comments but there were none.

CONSENT CALENDAR

4. **Approval of Minutes of the April 5, 20233, meeting (Draft)**
   Director Sabatier made a motion to approve the Consent Calendar. The motion was seconded by Director Cremer and carried unanimously.

   Roll Call Vote: Ayes (5) – Directors Sabatier, Simon, Perdock, Cremer, Mattina; Noes (0); Abstain (0); Absent (3) Director Warnement, Leonard, Parlet

REGULAR CALENDAR

5. **Presentation of Draft 2023/24 LTA Budget**
   James presented the draft 2023/2024 Lake Transit Authority (LTA) budget. The draft budget included provisions for the TIRCP grant and all LCTOP funds. It was pointed out that the administration contract, which is included in the Lake APC budget, was extended for another year. The operations contract, based on the proposal received from Paratransit Services, included a 6.5% increase based on the CPI-U increase for the last calendar year. The inclusion of all COVID funds in the federal section of the budget was noted. James indicated that adjustments to the amount for fuel would be made in the First Amendment after a full year of data was reviewed.

6. **Memorandum of Understanding for the Free College Fare Program - Mendocino and Woodland Colleges**
   James presented the Memorandum of Understanding (MOU) for the Free College Fare Program, which had been in operation since 2018, in collaboration with Mendocino and Woodland Colleges. It was noted that there were still some funds from the 2019/2020 LCTOP that could be used for the program, which was expected to be exhausted between April and May of the following year. James suggested that either a small amount of LTF funds or some other source could be used to cover the remainder of the year's costs, which were estimated to be between $3,500 and $5,000. Director Sabatier expressed appreciation for the program and suggested that it was underutilized and proposed that more advertising be done on local college campuses to increase awareness and usage of the program.

   Director Sabatier made a motion to Approve the Extensions for the Memorandums of Understanding for the Free College Fare Program and Authorize the Executive Director to Execute the Extensions. The motion was seconded by Director Simon and carried unanimously.

   Roll Call Vote: Ayes (5) – Directors Sabatier, Simon, Perdock, Cremer, Mattina; Noes (0); Abstain (0); Absent (3) Director Warnement, Leonard, Parlet

7. **Implementation of Recommendations from the Transit Development Plan for Dial-A-Ride and Route 12 in the City of Clearlake**
   James presented a follow-up on a few matters on the Transit Development Plan for Dial-a-Ride and Route 12 in the City of Clearlake. The first was an adjustment to the Route 12 time, which was expected to be a cost-neutral change with the potential to slightly increase ridership. The second matter was a pilot program to expand Dial-a-Ride service to more people. Director Cremer asked about the timeframe of commitment. Lisa responded that it would last throughout the rest of the calendar year and noted

that this would involve making it a full-time position due to its on-demand nature, resulting in an increase of about $40,000 across the year.

Director Sabatier made a motion to Approve the Implementation of the Recommendations from the Transit Development Plan for Dial-A-Ride and Route 12 in the City of Clearlake. The motion was seconded by Director Simon and carried unanimously.

Roll Call Vote: Ayes (5) – Directors Sabatier, Simon, Perdock, Cremer, Mattina; Noes (0); Abstain (0); Absent (3) Director Warnement, Leonard, Parlet

8. **Lake Transit Authority Zero-Emission Bus Rollout Plan**

James reminded the board that the implementation of the Innovative Clean Transit Regulation requires that a quarter of new bus purchases by 2026 must be zero emission, and by 2029, all new bus purchases must be zero emission. James presented the Lake Transit Authority Zero-Emission Bus Rollout Plan, which is a roadmap for meeting these requirements and includes predictions for bus purchases through the year 2040.

James noted that the plan had been sent to the California Air Resources Board (CARB) for review. CARB requested a change to a section of the document, which had been made. The plan was subsequently approved by CARB. James offered the board the option to approve a resolution adopting the plan.

Director Sabatier asked about the inclusion of fuel cell buses in the plan and whether the plan was flexible enough to accommodate changes in technology and fuel costs. James confirmed that the plan was flexible and could be updated as needed.

Director Cremer made a motion to Approve Resolution #2022-23-12 which approves the Lake Transit Authority Zero-Emission Bus Rollout Plan and directed staff to submit the approved document to the California Air Resources Board. The motion was seconded by Director Sabatier and carried unanimously.

Roll Call Vote: Ayes (5) – Directors Sabatier, Simon, Perdock, Cremer, Mattina; Noes (0); Abstain (0); Absent (3) Director Warnement, Leonard, Parlet

9. **Lake Transit Authority Title VI Program – 2023 Update**

James explained that the Title VI plan was a commitment by the agency to not discriminate against anyone, including people who are Limited English Proficient (LEP). The original plan was adopted in 2014 and had been updated over time. James expressed the intention to conduct a new survey later in the year to gather data from ridership and operational staff about their interactions with non-English speakers and to update the survey data in the plan.

Director Sabatier commented that he had never seen a complaint related to Title VI.

Director Cremer made a motion to Approve the updated Title IV Plan and Resolution #2022-23-13. The motion was seconded by Director Sabatier and carried unanimously.

Roll Call Vote: Ayes (5) – Directors Sabatier, Simon, Perdock, Cremer, Mattina; Noes (0); Abstain (0); Absent (3) Director Warnement, Leonard, Parlet

REPORTS

10. **LTA Program Manager's Report**
James stated that the Medi-Links program was shifting the way it is operated. Previously, clients would call Lake Links, provide their appointment information, and Lake Links would then pass that information on to Paratransit Services. Now, Lake Links would provide clients with their options, and if clients chose to use Lake Transit Authority (LTA) for their ride, they would call LTA's dispatch directly. James assured the board that this shift in the model would not affect the service provided.

Lisa mentioned that Lake Links was developing a new brochure to highlight all the programs offered in Lake County, which would be distributed to the public.

Lisa also mentioned that staff proposed to the CTC to deallocate the remainder of their environmental funding for the Transit Center. This funding would be put towards design so that there could be a consultant on board to help with the project management.

11. **Paratransit Services' Report**
Gary McFarland reported on the current state of ridership, staffing, driver assessments, and recent community engagement. He noted an upward trend in ridership, particularly on Saturdays. Despite losing four full-time positions, replacements were already in place or in training, and additional part-time positions had been offered. Regular driver assessments resulted in 15 complaints and one compliment over two months, with remedial action taken where necessary. Gary also shared about a successful presentation at the Glenhaven Business Association meeting, where attendees showed appreciation for information on the NEMT program and the Dial-A-Ride program. Gary also discussed upcoming changes to Route 12 aimed at increasing efficiency and user-friendliness, which could potentially boost ridership.

12. **Lake Links Update**
<u>Mobility Manager's Report</u>
Laurie reported on the success of the Pay-Your-Pal program which gained 10 new riders. There were challenges in obtaining insurance for a new volunteer driver program due to misunderstandings about Lake Links' services. To address this, staff were rebranding and creating a new website with a dedicated page for community resources. Lake Links was also streamlining operations by qualifying individuals for the Medi-Links service and referring them to Lake Transit for scheduling. Laurie announced they had received an insurance quote and were approved to launch the Volunteer Driver Program. Lisa expressed satisfaction with Lake Links' progress, praising its transportation services.

13. **Announcements**
None.

ADJOURN

Chair Mattina adjourned the Lake Transit Authority meeting at 10:55 AM.

Respectfully Submitted,

DRAFT

Jesus Rodriguez-Garcia, Administrative Assistant

Date: 6/7/23 Item: #5

Lake Transit Authority
2023/24 Final Budget

	REVENUE	2022/23 Budget	2022/23 Estimated Actual	2023/24 Budget	Notes
7401	Passenger Fares	$109,372.00	$107,013.76	$129,565.00	1
	Intercity Passenger Fares	$107,728.00	$98,801.37	$119,591.00	1
7402	Special Transit Fares	$23,351.00	$10,309.50	$10,973.80	1,2
7406	Auxilliary Transportation Revenues	$84,210.00	$71,792.79	$88,838.00	3
7407	Non-Transportation Revenue				
	APC Planning Work Program Reimbursement				
	Miscellaneous Revenue		$19,800.00	$26,400.00	
7409	Local Cash Grants & Reimbursements				
	Local Transportation Fund	$849,540.00		$977,181.00	4
	LTF Carryover (unearned revenue)				
7411	State Cash Grants & Reimbursements				
	State Transit Assistance	$866,635.00		$881,256.00	5
	State of Good Repair	$109,382.00		$113,545.00	5
	State of Good Repair Carryover	$116,771.00		$116,771.00	
	Proposition 1B - PTMISEA Carryover	$149,913.00		$0.00	6
	Low Carbon Trans.Oper. Program (LCTOP) 18-19	$127,647.00		$127,647.00	
	Low Carbon Trans.Oper. Program (LCTOP) 19-20	$102,736.00		$102,736.00	7
	Low Carbon Trans.Oper. Program (LCTOP) 20-21	$69,466.00		$69,466.00	7
	Low Carbon Trans.Oper. Program (LCTOP) 21-22	$164,139.00	$164,139.00	$164,139.00	7
	Low Carbon Trans.Oper. Program (LCTOP) 22-23	$0.00		$173,882.00	7
	Transit & Intercity Rail Capital Program (TIRCP)	$231,125.15	$86,758.07	$144,367.08	
7413	Federal Cash Grants & Reimbursements				
	Section 5310 - 2022	$386,459.00		$375,000.00	8
	Section 5311 Annual Apportionment	$528,396.00		$538,964.00	
	Section 5311(f) Operating Assistance	$500,421.44	$629,898.64	$507,149.00	
	Section 5311(f) CARES Act Phase 1	$90,767.00	$90,767.07	$0.00	
	Section 5311 CARES Act Phase 2	$277,496.00	$277,495.63	$0.00	
	Section 5311(f) CARES Act Phase 2	$495,482.00	$432,144.26	$63,338.00	
	Section 5311 CRRSAA	$1,074,575.00		$1,074,575.00	
	Section 5311 ARPA	$0.00		$640,000.00	
	Section 5311(f) ARPA	$0.00		$208,681.00	
	FTA 5339 Capital - Bus Replacement (2019)	$768,578.00		$768,578.00	
	TOTAL REVENUE	$7,234,189.59	$1,988,920.09	$7,422,642.88	

Lake Transit Authority
2023/24 Final Budget

			2022/23 Budget	2022/23 Estimated Actual	2023/24 Budget	Notes
OPERATING EXPENSE						
50.01	Oper. Exp.	Accounting Services	$6,000.00	$6,000.00	$6,000.00	
50.03	Oper. Exp.	Legal Services	$5,000.00	$3,584.65	$5,000.00	
50.04	Oper. Exp.	Management Contract -DBC	$0.00		$0.00	9
50.04	Oper. Exp.	Management Consulting Contract - MWA	$8,314.00		$8,314.00	10
50.05	Oper. Exp.	Operations Contract	$1,976,753.14	$1,339,490.27	$2,166,102.61	11
50.05	Oper. Exp.	Operations Contract - 5311(f) - Route 30	$431,879.96	$541,699.55	$459,268.35	11
50.05	Oper. Exp.	Operations Contract - 5311(f) - Route 40	$381,544.79	$354,153.89	$405,740.60	11
51.05	Oper. Exp.	Operations Contract - 5310 - 2022	$386,459.00	$84,505.52	$375,000.00	
50.10	Oper. Exp.	Printing	$12,000.00	$3,102.08	$12,000.00	
50.11	Oper. Exp.	Promotional Materials	$2,400.00	$19.80	$2,400.00	
50.20	Oper. Exp.	Advertising/Web Site Expenses	$5,000.00	$1,196.00	$5,000.00	
50.21	Oper. Exp.	Promotional Campaigns/Translation	$2,000.00		$2,000.00	
50.22	Oper. Exp.	Fuel	$223,658.00	$196,932.18	$223,658.00	12
50.22	Oper. Exp.	Fuel - 5311(f) - Route 30	$117,836.08	$117,307.29	$117,836.08	12
50.22	Oper. Exp.	Fuel - 5311(f) - Route 40	$76,234.03	$85,358.55	$57,605.02	12
50.22	Oper. Exp.	Fuel - 5310	$0.00	$17,996.54	$0.00	
50.25	Oper. Exp.	Facility Maintenance	$20,000.00	$19,014.95	$20,000.00	
	Oper. Exp.	Rents & Leases - Repeater Sites	$8,000.00	$7,911.57	$8,000.00	
	Oper. Exp.	Utilities	$7,000.00	$5,749.25	$7,000.00	
	Oper. Exp.	Fleet Maintenance	$10,000.00	$5,266.60	$10,000.00	
	Oper. Exp.	Operating Funds Reserve	$1,795,864.00	$14,539.44	$1,591,798.15	13
		Total Operating Expense	$ 5,475,943	$2,803,828.13	$ 5,482,723	
CAPITAL EXPENSE						
	Capital Exp	PTMISEA Bus Purchases	$149,912.60		$0.00	14
	Capital Exp	SGR - O & M Facility Equipment	$17,064.00		$17,064.00	
	Capital Exp	SGR - 21/22 Project(s) - Bus Replacement	$99,707.00		$99,707.00	
	Capital Exp	SGR - 22/23 Project(s) - TBD	$109,382.00		$113,545.00	
	Capital Exp	FTA 5339 Bus Replacement (2019)	$768,578.00		$768,578.00	
	Capital Exp	LCTOP Solar Canopy Project 18-19	$127,647.00		$127,647.00	
	Capital Exp	LCTOP Solar Canopy Project 19-20	$102,736.00		$102,736.00	
	Capital Exp	LCTOP Solar Canopy Project 20-21	$69,466.00		$69,466.00	
	Capital Exp	LCTOP Solar Canopy Project 21-22	$164,139.00		$164,139.00	
	Capital Exp	LCTOP Solar Canopy Project 22-23	$0.00		$173,882.00	
	Capital Exp	Transit & Intercity Rail Capital Program (TIRCP)	$231,125.15	$86,758.07	$144,367.08	
	Capital Exp	Software	$35,000.00	$24,500.34	$40,000.00	
	Capital Exp	Equipment	$64,615.00	$41,693.17	$64,615.00	
	Capital Exp	Reserve (for Capital projects)	$50,000.00	$77,329.13	$54,174.00	
		Total Capital Expense/Reserve	$1,989,371.75	$230,280.71	$1,939,920.08	15
		TOTAL EXPENDITURES	$7,465,314.75	$3,034,108.84	$7,422,642.88	

Lake Transit Authority
2023/24 Final Budget

NOTES

1	Projected fare revenue is based on FY 22-23 July-March data
2	Includes FY 19/20 LCTOP funds for Free College Fare and Summer Cruisin' Programs
3	Based on current revenue (FY 22/23) from Helen Foraker Advertising
4	Estimate provided by Lake APC
5	Based on SCO Estimate dated 2/9/2023
6	Project to install a solar canopy over the bus yard at the operations facility. Includes earned interest.
7	The 5310 grant funds the NEMT program
8	Administration Services for LTA are covered under Lake APC contract extention with DBC.
9	Based on proposed FY 22/23 consulting contract with Mark Wall
10	Based on current schedules and maximum increase allowed under the current Paratransit Services contract.
11	23/24 projections based on July-March FY 22/23 data plus 5%
12	This is for the hardware and software for the contactless payment system in conjunction with the Cal-ITP project
13	The operating funds reserve is based on remaining balance of funds that are not restricted to capital use. These funds include $24,223 in ad revenue, $96,577.90 in ARPA(f) funds, $640,000 in ARPA funds, and $847,990.25 in CRRSAA funds.

Lake Transit Authority
2022/23
3rd Quarter Report

Executive Summary
Operating Statistics Summary
Financial Status Report

Lake Transit Authority
2022/23 Third Quarter Report
Executive Summary

Introduction

Through the first three quarters of the 2022/23 fiscal year, the transit system continued the trend of recovery from the COVID-19 pandemic. Although system-wide ridership was down approximately 3.7 percent between the second and third quarters, the system saw a year-over-year increase of approximately 19 percent. This slight decline between quarters isn't surprising since ridership is usually lower during the winter months. Additionally, between the last half of February and the first half of March, Lake County was hit with a series of storms that significantly impacted service over several days due to snow, icy road conditions, and flooding.

System Performance Indicators

The bar charts on pages 3-6 illustrate system performance through the third quarter of 2022/23. System ridership was up approximately 19.1 percent to 133,718 passengers; however, it is still about 43 percent lower than pre-pandemic levels. Vehicle Revenue Hours increased 12.8 percent during this period. The increase in revenue hours can be attributed to additional service resumptions that were implemented during this time. The Passengers Per Hour graph on page 4 shows that productivity increased approximately 5.5 percent compared to the first three quarters of last year, at 4.78 passengers per hour. This was expected since the increase in ridership outpaced the increase in revenue hours.

The System Cost per Vehicle Revenue Hour has decreased from $94.24 in 2021/22 to $90.47 in 2022/23. This decrease is attributed to the increase in revenue hours outpacing the increase in operating costs. As shown on page 5, the Cost Per Passenger decreased 9.1 percent, to $18.91 through three quarters of 2022/23. The Average Fare Per Passenger for 2022/23 is up approximately 11.4 percent to $1.47. The total subsidies provided to passengers increased by approximately 6.7 percent, however the subsidy per passenger decreased by 10.4 percent.

The total operating cost through three quarters of 2022/23 increased approximately 15 percent compared to 2021/22. This is due to the following factors: increased operations contractor rates, increase in service, and higher fuel costs. Per the agreement between LTA and our operations contractor, the hourly and fixed-monthly rates increased on July 1, 2022, by 7percent. This, in combination with the increase in revenue hours, accounts for 17.3 percent increase in operation contract costs. The additional resumption of service not only led to an increase in revenue hours, but also an increase in mileage by almost 20.4 percent. Year over year, the average price of diesel and gasoline increased by a combined 0.5 percent and the amount of fuel consumed increased by a combined 12.5 percent. These two factors led to a 28.6 percent increase in fuel costs.

Route Performance

The graph on page 7 illustrates the ridership results by route. All routes except Route 4A showed a significant increase in year-over-year ridership during the first three quarters, ranging from 9.3 to

136.3 percent. Route 4A saw a 0.4 percent decline and Dial-a-Ride service in Clearlake and Lakeport saw declines of approximately 23.3 and 29.4 percent respectively.

The graphs on pages 8 and 9 illustrate the service hours by route and passengers per hour by route respectively. Through three quarters of the 22/23 fiscal year, revenue hours increased on all fixed routes except for Route 2 (Cobb) and Route 4A (Soda Bay), which saw decreases of 8.8 and 11.3 percent, respectively. This is directly attributed to additional service restorations that were implemented during this time. All fixed routes aside from Routes 10, 11, and 12 (the Clearlake Routes) saw an increase in passengers per hour, ranging from 5.7 to 144.4 percent. The Clearlake Routes saw a combined decrease of approximately 18.2 percent, which can be attributed to resumption of additional service on Routes 10 and 11 and the restoration of Route 12.

Financial Summary

The last two pages of this report are the Financial Summary, which provides line-item level unaudited results through three quarters of FY 2022/23. Fare revenues are up approximately 57 percent over the first three quarters of last year due to a combination of increased ridership and the free-fare program that was in place during FY 2021/22. Advertising revenues are approximately 16 percent lower than last year due to the State not renewing their COVID-19 ad campaign on the buses.

Lake Transit Authority
2022/23
System Performance Comparison

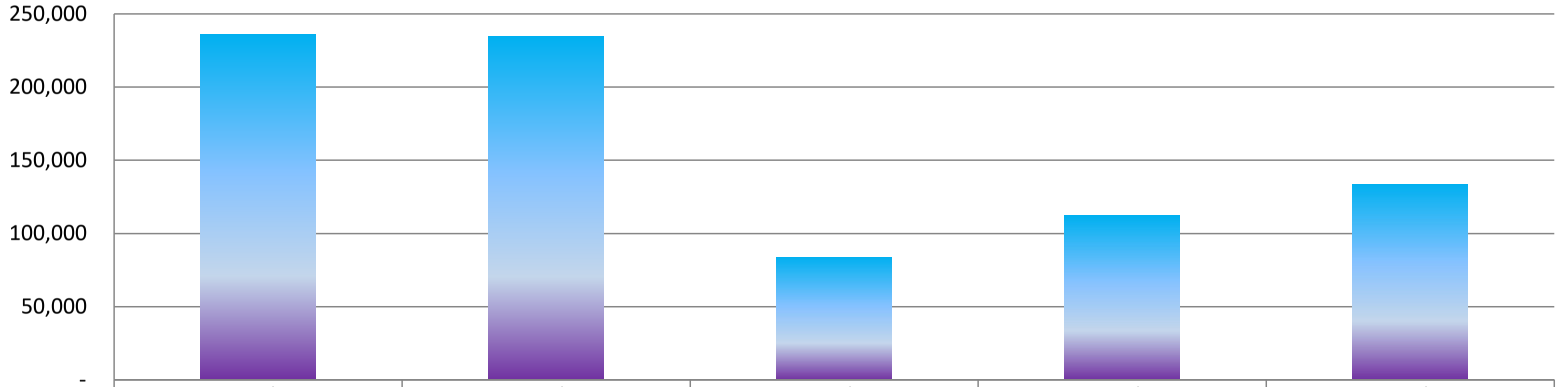

	2018/19	2019/20	2020/21	2021/22	2022/23
Riders	236,271	234,884	83,713	112,255	133,718

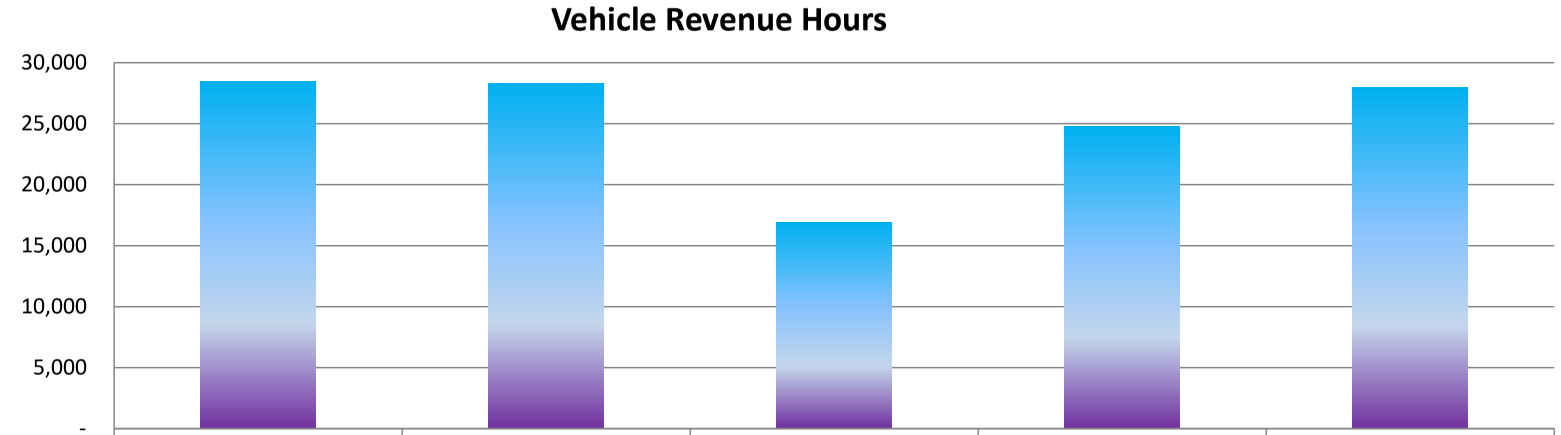

	2018/19	2019/20	2020/21	2021/22	2022/23
Rev Hours	28,458	28,268	16,892	24,774	27,955

Lake Transit Authority
2022/23
System Performance Comparison

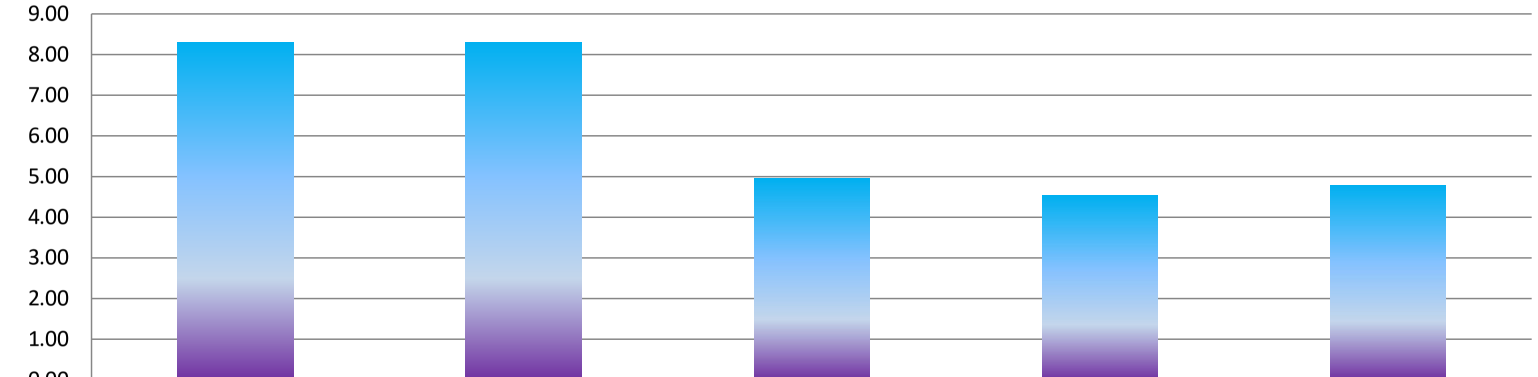

	2018/19	2019/20	2020/21	2021/22	2022/23
Pass/Hr	8.30	8.31	4.96	4.53	4.78

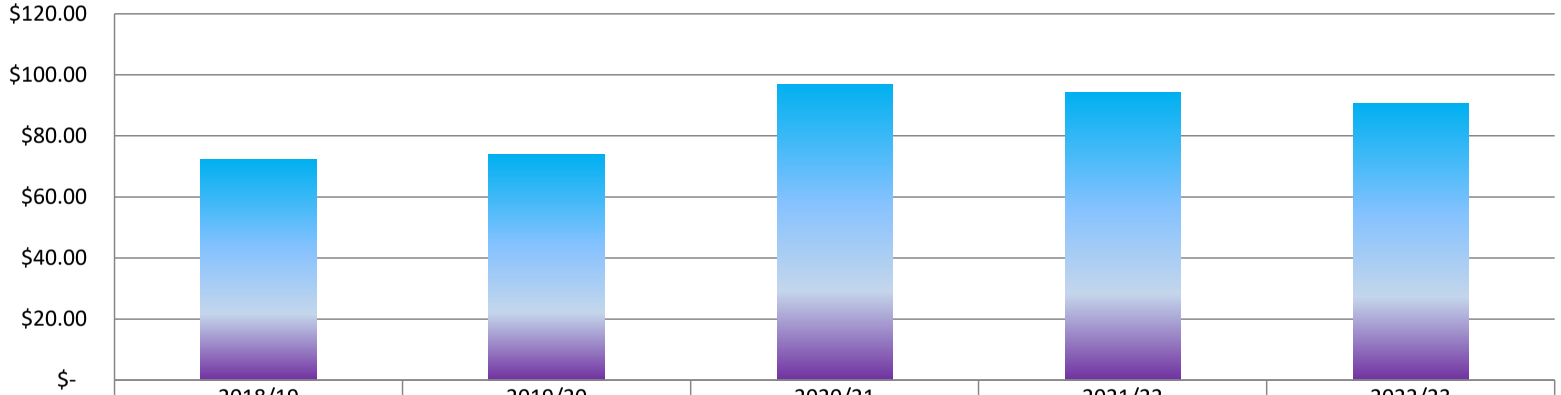

	2018/19	2019/20	2020/21	2021/22	2022/23
Cost/Hr	$72.23	$73.83	$96.94	$94.24	$90.47

Lake Transit Authority
2022/23
System Performance Comparison

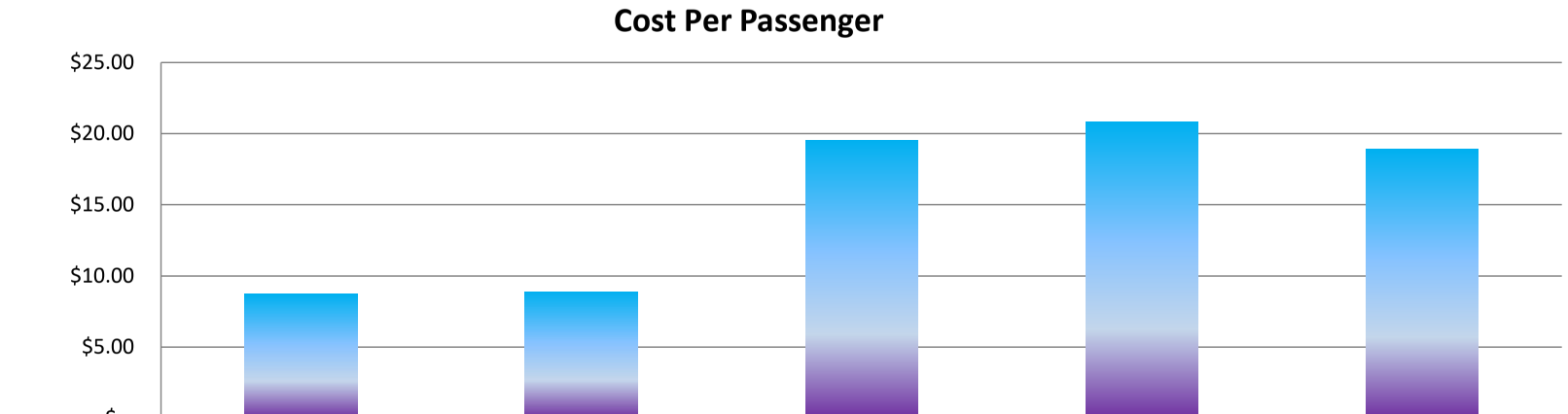

	2018/19	2019/20	2020/21	2021/22	2022/23
Cost/Passenger	$8.70	$8.89	$19.56	$20.80	$18.91

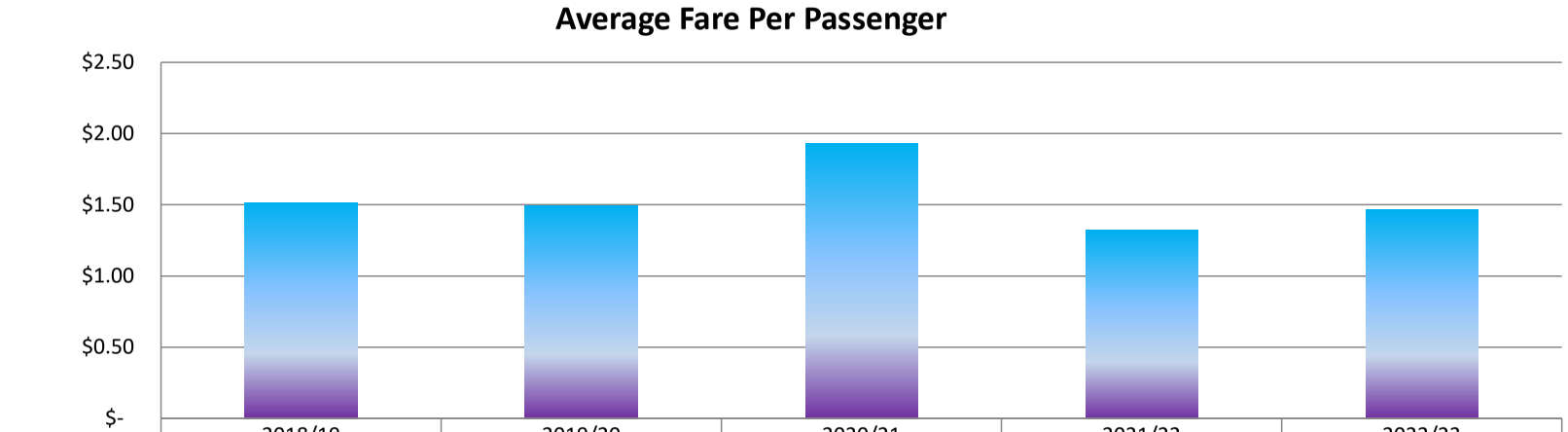

	2018/19	2019/20	2020/21	2021/22	2022/23
Fare/Passenger	$1.51	$1.50	$1.93	$1.32	$1.47

Lake Transit Authority
2022/23
System Performance Comparison

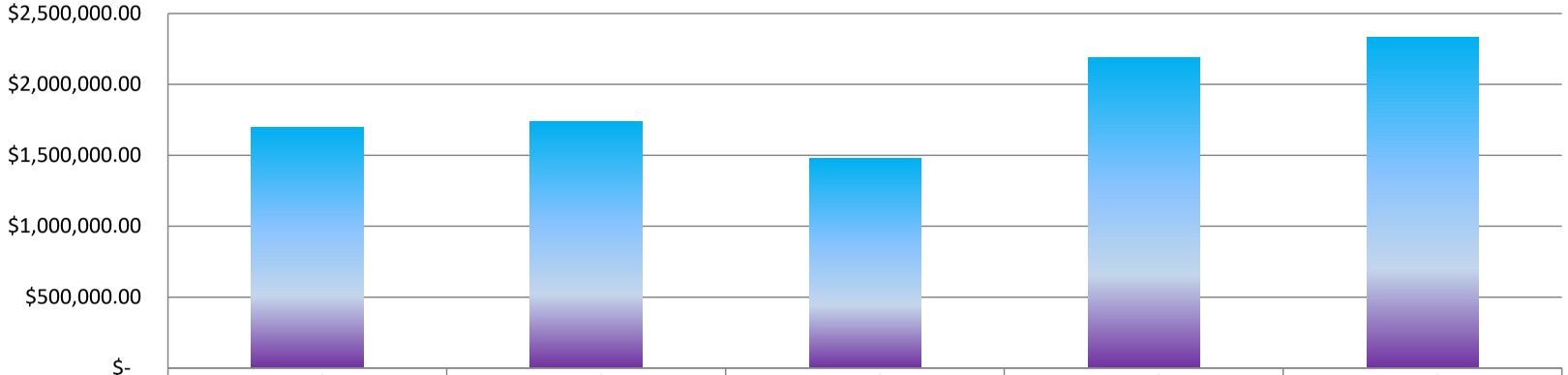

	2018/19	2019/20	2020/21	2021/22	2022/23
Subsidies	$1,698,082.21	$1,735,579.09	$1,475,802.57	$2,186,353.50	$2,332,868.01

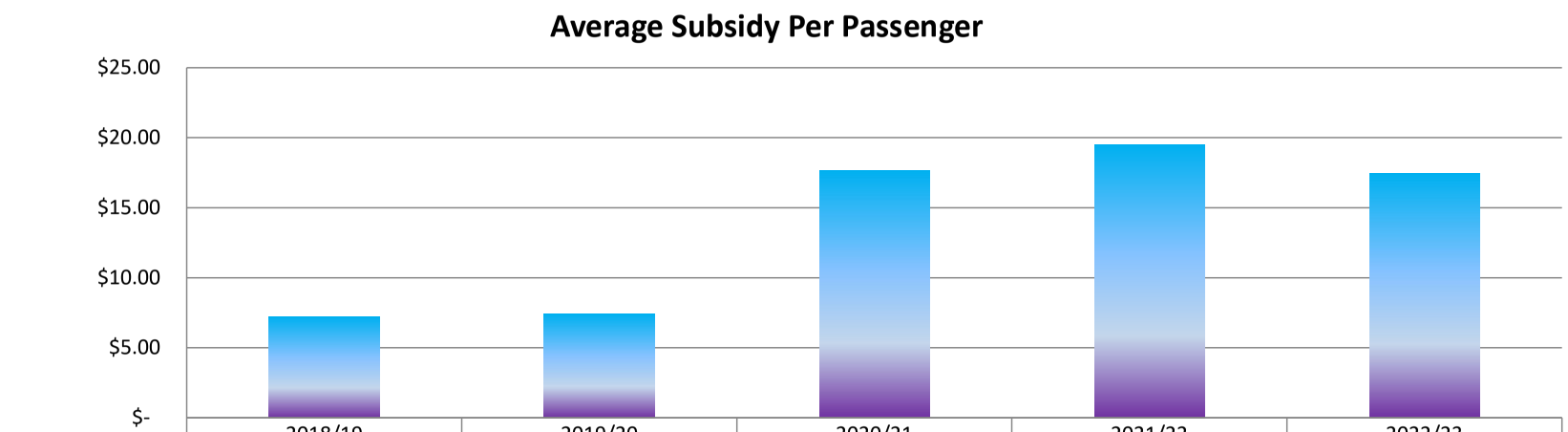

	2018/19	2019/20	2020/21	2021/22	2022/23
Subsidy/Passenger	$7.19	$7.39	$17.63	$19.48	$17.45

Lake Transit Authority
2022/23 3rd Quarter
Performance Report

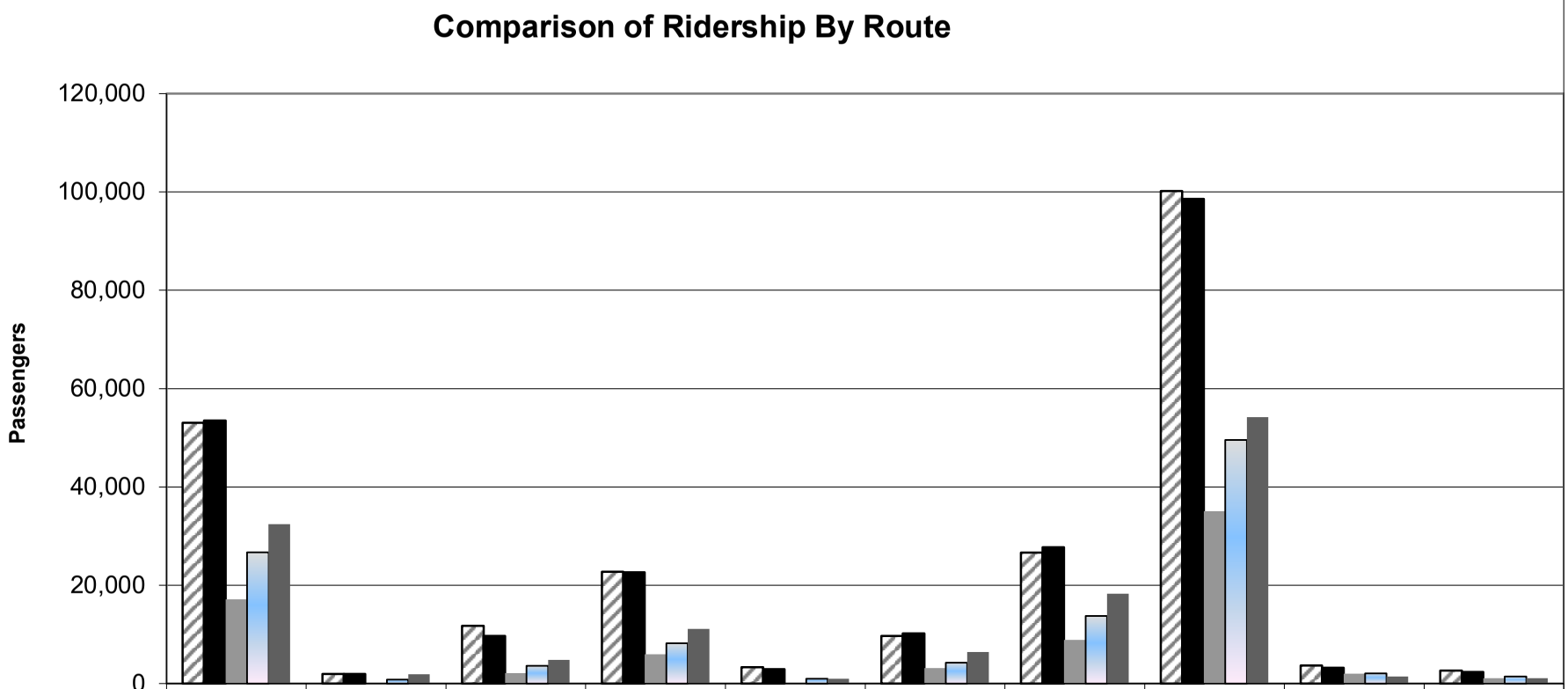

	Route 1	Route 2	Route 3	Route 4	Route 4A	Route 7	Route 8	CLK Routes	CLK DAR	LKP DAR
2018/19	53,055	1,998	11,763	22,773	3,355	9,712	26,673	100,194	3,677	2,639
2019/20	53,483	1,981	9,690	22,635	2,978	10,248	27,752	98,576	3,242	2,408
2020/21	17,165	0	2,171	5,970	0	3,182	8,899	35,083	2,050	1,101
2021/22	26,704	819	3,634	8,242	1,026	4,248	13,788	49,553	2,061	1,431
2022/23	32,414	1,935	4,866	11,117	1,022	6,461	18,301	54,172	1,455	1,097

Lake Transit Authority
2022/23 3rd Quarter
Performance Report

Comparison of Annual Revenue Hours By Route

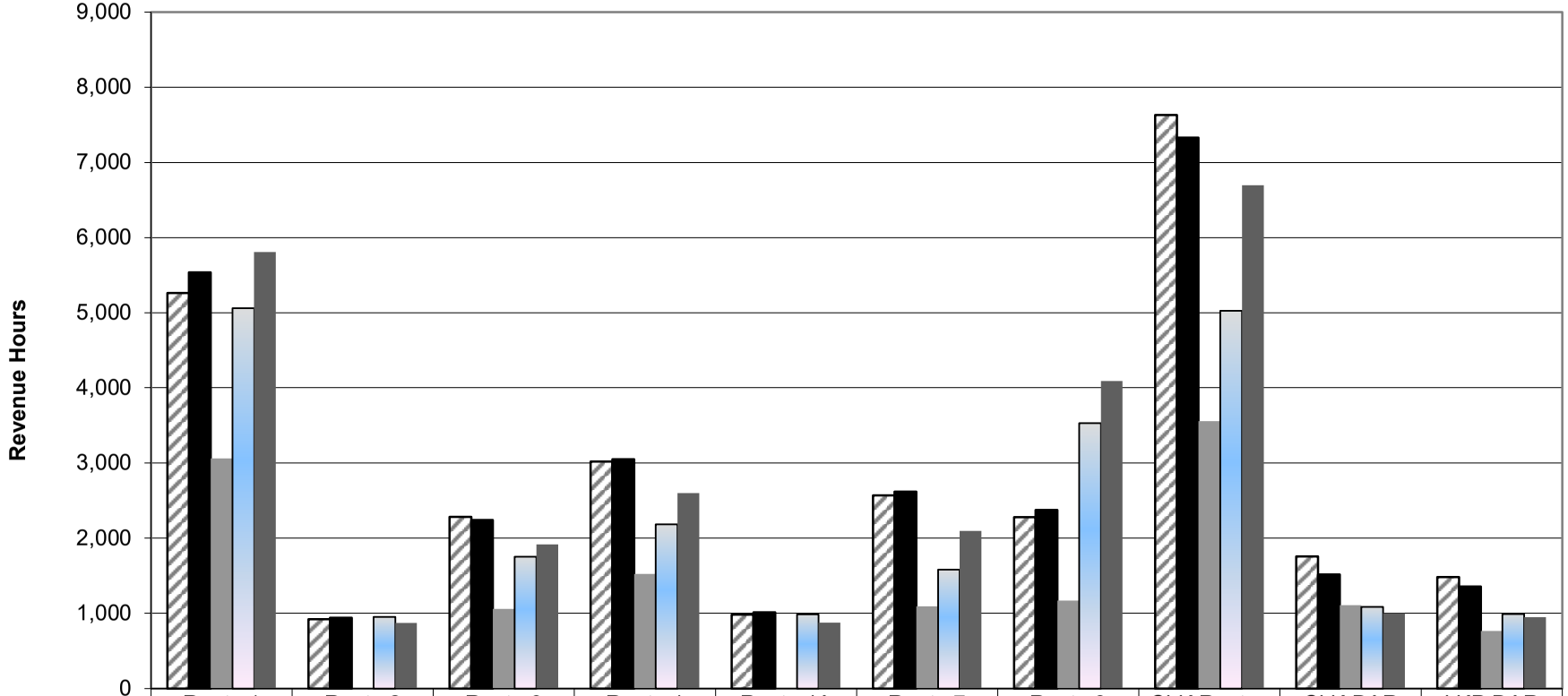

	Route 1	Route 2	Route 3	Route 4	Route 4A	Route 7	Route 8	CLK Routes	CLK DAR	LKP DAR
2018/19	5,262	922	2,283	3,019	982	2,569	2,280	7,629	1,757	1,482
2019/20	5,538	939	2,239	3,049	1,010	2,616	2,373	7,332	1,516	1,355
2020/21	3,058	0	1,059	1,525	0	1,091	1,169	3,556	1,107	763
2021/22	5,058	954	1,754	2,183	988	1,581	3,529	5,026	1,086	989
2022/23	5,808	870	1,916	2,599	876	2,095	4,090	6,698	1,002	946

Lake Transit Authority
2022/23 3rd Quarter
Performance Report

Comparison of Passengers Per Vehicle Hour By Route

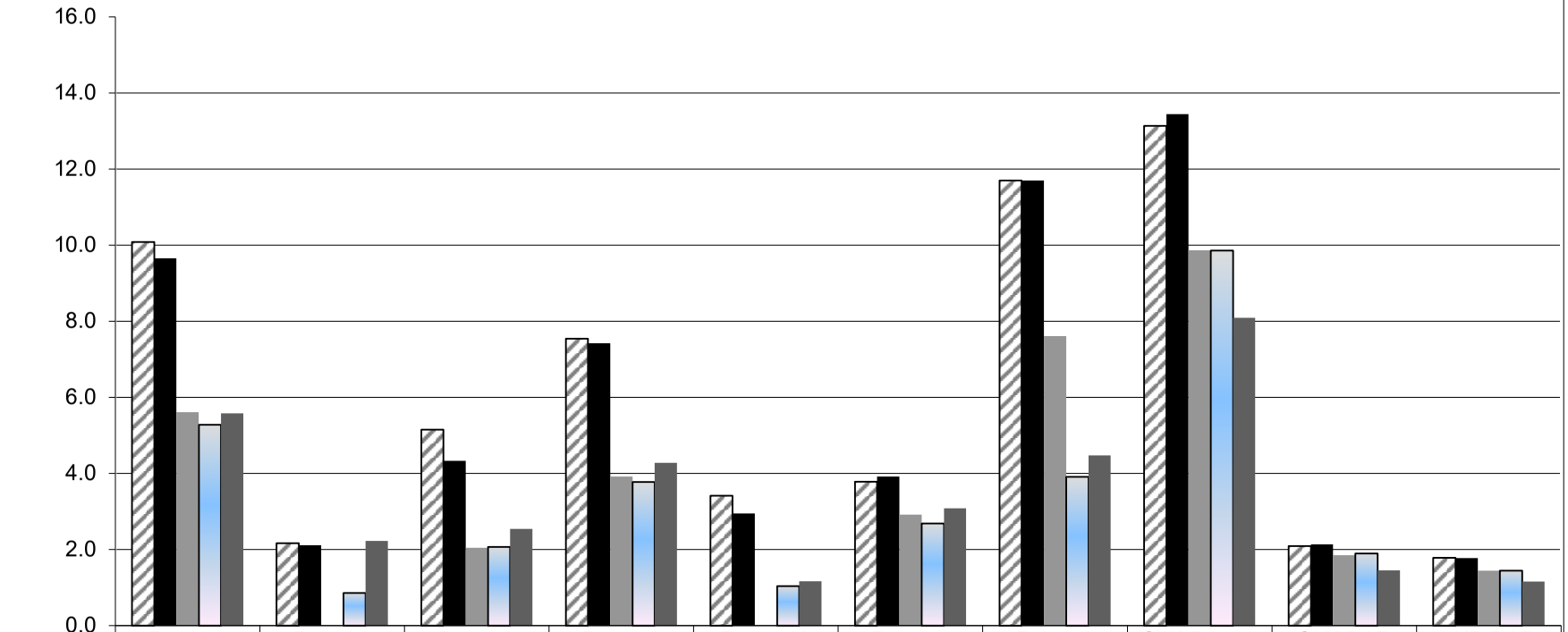

	Route 1	Route 2	Route 3	Route 4	Route 4A	Route 7	Route 8	CLK Routes	CLK DAR	LKP DAR
2018/19	10.1	2.2	5.2	7.5	3.4	3.8	11.7	13.1	2.1	1.8
2019/20	9.7	2.1	4.3	7.4	2.9	3.9	11.7	13.4	2.1	1.8
2020/21	5.6	0.0	2.0	3.9	0.0	2.9	7.6	9.9	1.9	1.4
2021/22	5.3	0.9	2.1	3.8	1.0	2.7	3.9	9.9	1.9	1.4
2022/23	5.6	2.2	2.5	4.3	1.2	3.1	4.5	8.1	1.5	1.2

LAKE TRANSIT AUTHORITY
2022/23 OPERATING STATISTICS REPORT

System Total	July	Aug	Sept	Oct	Nov	Dec	Jan	Feb	Mar	TOTAL
Local Base Fare - $1.25	1346	1877	1904	2108	2145	2130	2066	2048	2197	17821
Local Senior Fare - $0.75	1023	1210	1096	1265	1201	1167	1092	1021	1114	10189
Local ADA Fare - $0.75	273	310	260	349	293	276	323	272	269	2625
Regional Fare - $2.25	791	1033	914	1039	867	817	830	755	987	8033
Out of Co. (Mendocino/ Napa) - $5.00	300	446	352	402	322	313	365	278	287	3065
Flex Stop for ADA/Senior Local $0.75	0	0	0	2	0	0	0	0	5	7
Flex Stop for ADA/Sr. Regional $1.25	0	0	0	0	0	0	2	0	0	2
DAR GP 1-day Advance Reserv. $5.	0	0	0	0	0	0	0	0	0	0
DAR GP Same Day $10.00	0	0	0	0	0	0	0	0	0	0
DAR Senior 1-day Adv. Reserv - $2.50	30	56	20	49	33	32	30	15	29	294
DAR Senior Same Day - $3.00	0	0	0	0	0	0	0	0	0	0
DAR Disabled 1-day Adv Reserv $2.50	34	59	62	45	59	50	51	46	28	434
DAR Disabled Same Day - $3.00	0	0	1	0	0	0	0	0	0	1
Tap to Pay ($1.00)	0	0	0	0	0	0	0	0	0	0
Free College Fare	219	500	772	733	688	495	460	700	768	5335
Free/Other	359	505	460	440	417	404	354	305	392	3636
Base Fare Ticket Regional	130	218	130	127	212	98	125	77	177	1294
Base Fare Ticket Local	306	377	358	389	369	379	435	414	718	3745
Punch Pass	2166	2820	2810	3196	3060	3067	2805	2903	3606	26433
Monthly Pass	2010	2991	3304	3056	3010	2704	2406	2296	3178	24955
Weekly Pass	50	87	111	81	126	90	64	57	83	749
Summer Cruisin' Youth Pass	593	1259	103	29	6	0	4	0	26	2020
Transfer - Lake Transit	1797	2426	2558	2883	2475	2647	2601	2367	3032	22786
Transfer - MTA	3	4	0	0	0	0	0	2	4	13
Transfer - Napa VINE	27	30	53	36	32	42	14	15	32	281
TOTAL PASSENGERS	11,457	16,208	15,268	16,229	15,315	14,711	14,027	13,571	16,932	133,718
Bicycles	327	426	430	389	334	292	249	302	311	3060
Extended Stops	0	0	1	0	5	0	0	0	0	6
Wheelchairs	397	480	502	425	373	391	310	350	429	3657
CASH - CALCULATED TOTAL	$ 6,094.25	$ 8,328.00	$ 7,421.50	$ 8,429.75	$ 7,592.50	$ 7,353.00	$ 7,541.25	$ 6,771.00	$ 7,585.50	$ 67,116.75
Scheduled Hours	3263.14	3889.07	3778.36	3769.95	3634.99	3732.88	3612.06	3382.32	4105.73	33168.5
Actual Revenue Hours	2468.49	3398.3	3249.09	3297.1	3057.14	3220.01	3121.69	2629.73	3513.27	27954.82
Other Vehicle Hours	305.11	447.168	417.88	412.492	403.09	436.45	414.69	347.12	442.58	3626.58
TOTAL VEHICLE HOURS	2773.6	3845.468	3666.97	3709.592	3460.23	3656.46	3536.38	2976.85	3955.85	31581.4
PASSENGERS PER REV. HOUR	4.64	4.77	4.70	4.92	5.01	4.57	4.49	5.16	4.82	4.78
Scheduled Miles	57440	69023	65675	66445	63509	67002	64179	60568	73658	587499
Actual Revenue Miles	53646	75938	72181	72589	66941	71956	70148	58881	79978	622258
Other Vehicle Miles	3364	5707	5255	5564	5022	5535	5115	4450	6030	46042
TOTAL VEHICLE MILES	57,010	81,645	77,436	78,153	71,963	77,491	75,263	63,331	86,008	668,300
Miles Per Passenger Boarding	4.68	4.69	4.73	4.47	4.37	4.89	5.00	4.34	4.72	4.65

LAKE TRANSIT AUTHORITY
2022/23 OPERATING STATISTICS REPORT

Route System Total	July	Aug	Sept	Oct	Nov	Dec	Jan	Feb	Mar	TOTAL
Local Base Fare - $1.25	1346	1877	1904	2108	2145	2130	2066	2048	2197	17821
Local Senior Fare - $0.75	1023	1210	1096	1265	1201	1167	1092	1021	1114	10189
Local ADA Fare - $0.75	273	310	260	349	293	276	323	272	269	2625
Regional Fare - $2.25	791	1033	914	1039	867	817	830	755	987	8033
Out of Co. (Mendocino/ Napa) - $5.00	300	446	352	402	322	313	365	278	287	3065
Flex Stop for ADA/Senior Local $0.75	0	0	0	2	0	0	0	0	5	7
Flex Stop for ADA/Sr. Regional $1.25	0	0	0	0	0	0	2	0	0	2
DAR GP 1-day Advance Reserv. $5.										
DAR GP Same Day $10.00										
DAR Senior 1-day Adv. Reserv - $2.50										
DAR Senior Same Day - $3.00										
DAR Disabled 1-day Adv Reserv $2.50										
DAR Disabled Same Day - $3.00										
Tap to Pay ($1.00)	0	0	0	0	0	0	0	0	0	0
Free College Fare	219	500	772	733	688	495	460	700	768	5335
Free/Other	322	445	410	402	374	371	313	270	331	3238
Base Fare Ticket Regional	128	216	126	124	209	95	119	77	163	1257
Base Fare Ticket Local	306	375	358	389	369	379	435	414	718	3743
Punch Pass	1989	2613	2580	2994	2882	2859	2616	2728	3424	24685
Monthly Pass	2010	2991	3304	3056	3010	2704	2406	2296	3178	24955
Weekly Pass	50	87	111	81	126	90	64	57	83	749
Summer Cruisin' Youth Pass	593	1259	103	29	6	0	4	0	26	2020
Transfer - Lake Transit	1797	2424	2557	2883	2474	2646	2601	2366	3032	22780
Transfer - MTA	3	4	0	0	0	0	0	2	4	13
Transfer - Napa VINE	27	30	53	36	32	42	14	15	32	281
TOTAL PASSENGERS	11,177	15,820	14,900	15,892	14,998	14,384	13,710	13,299	16,618	130,798
Bicycles	327	426	430	389	334	292	249	302	311	3060
Extended Stops	0	0	1	0	5	0	0	0	0	6
Wheelchairs	272	311	354	301	270	274	212	247	358	2599
CASH - CALCULATED TOTAL	$ 5,934.25	$ 8,040.50	$ 7,213.50	$ 8,194.75	$ 7,362.50	$ 7,148.00	$ 7,338.75	$ 6,618.50	$ 7,443.00	$ 65,293.75
Scheduled Hours	2513.1	3026.6	2947.9	2972.5	2826.5	2956.5	2817.0	2667.3	3239.1	25966.4
Actual Revenue Hours	2179.4	2993.3	2869.8	2955.3	2724.9	2926.3	2784.1	2358.9	3160.0	24952.08
Other Vehicle Hours	251.8	415.4	389.7	377.9	374.8	408.8	389.6	326.1	416.2	3350.232
TOTAL VEHICLE HOURS	2431.18	3408.69	3259.54	3333.202	3099.71	3335.16	3173.67	2684.99	3576.17	28302.312
PASSENGERS PER REV. HOUR	5.13	5.29	5.19	5.38	5.50	4.92	4.92	5.64	5.26	5.24
Scheduled Miles	57440	69023	65675	66384	63509	66989	64179	60568	73658	587425
Actual Revenue Miles	49706	70274	66392	67786	62573	67690	65042	54749	73708	577920
Other Vehicle Miles	3057	5333	4825	5130	4707	5173	4819	4192	5714	42950
TOTAL VEHICLE MILES	52,763	75,607	71,217	72,916	67,280	72,863	69,861	58,941	79,422	620,870
Miles Per Passenger Boarding	4.45	4.44	4.46	4.27	4.17	4.71	4.74	4.12	4.44	4.42

LAKE TRANSIT AUTHORITY
2022/23 OPERATING STATISTICS REPORT

Clearlake Routes	July	Aug	Sept	Oct	Nov	Dec	Jan	Feb	Mar	TOTAL
Local Base Fare - $1.25	637	1035	1032	1142	1091	1212	1090	1151	1189	9579
Local Senior Fare - $0.75	692	724	597	733	662	589	577	528	563	5665
Local ADA Fare - $0.75	191	166	163	226	213	162	261	201	189	1772
Regional Fare - $2.25	73	80	78	98	64	79	63	73	76	684
Out of Co. (Mendocino/ Napa) - $5.00	9	14	10	16	12	12	18	6	9	106
Flex Stop for ADA/Senior Local $0.75	0	0	0	0	0	0	0	0	0	0
Flex Stop for ADA/Sr. Regional $1.25	0	0	0	0	0	0	0	0	0	0
DAR GP 1-day Advance Reserv. $5.										
DAR GP Same Day $10.00										
DAR Senior 1-day Adv. Reserv - $2.50										
DAR Senior Same Day - $3.00										
DAR Disabled 1-day Adv Reserv $2.50										
DAR Disabled Same Day - $3.00										
Tap to Pay ($1.00)	0	0	0	0	0	0	0	0	0	0
Free College Fare	68	141	228	231	208	156	0	0	0	1032
Free/Other	165	151	131	162	172	153	125	114	131	1304
Base Fare Ticket Regional	12	23	8	13	95	11	6	18	21	207
Base Fare Ticket Local	110	131	146	188	211	160	221	177	259	1603
Punch Pass	994	1382	1312	1507	1557	1504	1252	1381	1682	12571
Monthly Pass	728	1091	1306	1098	1126	928	904	794	1173	9148
Weekly Pass	1	1	1	1	10	1	21	3	6	45
Summer Cruisin' Youth Pass	313	766	54	29	6	0	4	0	4	1176
Transfer - Lake Transit	684	864	1003	1193	1084	1092	1107	989	1264	9280
Transfer - MTA	0	0	0	0	0	0	0	0	0	0
Transfer - Napa VINE	0	0	0	0	0	0	0	0	0	0
TOTAL PASSENGERS	4,677	6,569	6,069	6,637	6,511	6,059	5,649	5,435	6,566	54,172
Bicycles	95	92	116	100	73	68	79	56	93	772
Extended Stops	0	0	1	0	0	0	0	0	0	1
Wheelchairs	150	156	144	132	107	106	83	112	169	1159
CASH - CALCULATED TOTAL	$ 1,667.75	$ 2,211.25	$ 2,085.50	$ 2,447.25	$ 2,224.00	$ 2,316.00	$ 2,222.75	$ 2,179.75	$ 2,266.25	$ 19,620.50
Scheduled Hours	803.94	924.37	908.2	923.99	892.37	914.31	863.15	807.15	984.84	8022.32
Actual Revenue Hours	607.04	783.49	766.72	795.25	744.29	790.12	740.26	635.35	835.66	6698.18
Other Vehicle Hours	83.59	111.71	101.62	107.9	94.97	109.71	97.76	78.91	104.83	891
TOTAL VEHICLE HOURS	690.63	895.2	868.34	903.15	839.26	899.83	838.02	714.26	940.49	7589.18
PASSENGERS PER REV. HOUR	7.70	8.38	7.92	8.35	8.75	7.67	7.63	8.55	7.86	8.09
Scheduled Miles	9820	11224	10994	10994	10924	11287	10739	9890	12040	97912
Actual Revenue Miles	8386	11004	10687	11006	10430	11172	10611	8807	11652	93755
Other Vehicle Miles	784	1246	972	1006	934	1001	966	772	1019	8700
TOTAL VEHICLE MILES	9,170	12,250	11,659	12,012	11,364	12,173	11,577	9,579	12,671	102,455
Miles Per Passenger Boarding	1.79	1.68	1.76	1.66	1.60	1.84	1.88	1.62	1.77	1.73

LAKE TRANSIT AUTHORITY
2022/23 OPERATING STATISTICS REPORT

Dial-A-Ride Services Total	July	Aug	Sept	Oct	Nov	Dec	Jan	Feb	Mar	TOTAL
Local Base Fare - $1.25										
Local Senior Fare - $0.75										
Local ADA Fare - $0.75										
Regional Fare - $2.25										
Out of Co. (Mendocino/ Napa) - $5.00										
Flex Stop for ADA/Senior Local $0.75										
Flex Stop for ADA/Sr. Regional $1.25										
DAR GP 1-day Advance Reserv. $5.	0	0	0	0	0	0	0	0	0	0
DAR GP Same Day $10.00	0	0	0	0	0	0	0	0	0	0
DAR Senior 1-day Adv. Reserv - $2.50	30	56	20	49	33	32	30	15	29	294
DAR Senior Same Day - $3.00	0	0	0	0	0	0	0	0	0	0
DAR Disabled 1-day Adv Reserv $2.50	34	59	62	45	59	50	51	46	28	434
DAR Disabled Same Day - $3.00	0	0	1	0	0	0	0	0	0	1
Tap to Pay ($1.00)	0	0	0	0	0	0	0	0	0	0
Free College Fare	0	0	0	0	0	0	0	0	0	0
Free/Other	0	12	2	2	9	1	1	0	3	30
Base Fare Ticket Regional	2	2	4	3	3	3	6	0	14	37
Base Fare Ticket Local	0	2	0	0	0	0	0	0	0	2
Punch Pass	177	207	230	202	178	208	189	175	182	1748
Monthly Pass										
Weekly Pass										
Summer Cruisin' Youth Pass										
Transfer - Lake Transit	0	2	1	0	1	1	0	1	0	6
Transfer - MTA	0	0	0	0	0	0	0	0	0	0
Transfer - Napa VINE	0	0	0	0	0	0	0	0	0	0
TOTAL PASSENGERS	243	340	320	301	283	295	277	237	256	2,552
Bicycles	0	0	0	0	0	0	0	0	0	0
Extended Stops	0	0	0	0	0	0	0	0	0	0
Wheelchairs	125	169	148	124	103	117	98	103	71	1058
CASH - CALCULATED TOTAL	$ 160.00	$ 287.50	$ 208.00	$ 235.00	$ 230.00	$ 205.00	$ 202.50	$ 152.50	$ 142.50	$ 1,823.00
Scheduled Hours	750	862.5	830.5	797.5	808.5	776.36	795.08	715.07	866.59	7202.1
Actual Revenue Hours	186.24	270.08	240.13	239.16	224.76	205.28	216.69	176.16	189.77	1948.27
Other Vehicle Hours	53.34	31.808	28.16	34.62	28.26	27.62	25.12	21.03	26.39	276.348
TOTAL VEHICLE HOURS	239.58	301.888	268.29	273.78	253.02	232.9	241.81	197.19	216.16	2224.618
PASSENGERS PER REV. HOUR	1.30	1.26	1.33	1.26	1.26	1.44	1.28	1.35	1.35	1.31
Scheduled Miles	0	0	0	61	0	13	0	0	0	74
Actual Revenue Miles	1512	2364	2181	2264	1854	1758	1904	1589	1686	17112
Other Vehicle Miles	307	374	430	434	315	362	296	258	316	3092
TOTAL VEHICLE MILES	1,819	2,738	2,611	2,698	2,169	2,120	2,200	1,847	2,002	20,204
Miles Per Passenger Boarding	6.22	6.95	6.82	7.52	6.55	5.96	6.87	6.70	6.59	6.71

LAKE TRANSIT AUTHORITY
2022/23 OPERATING STATISTICS REPORT

Route 1: North Shore **Clearlake to Lakeport**	July	Aug	Sept	Oct	Nov	Dec	Jan	Feb	Mar	TOTAL
Local Base Fare - $1.25	417	443	481	546	722	570	554	505	562	4800
Local Senior Fare - $0.75	132	160	204	187	241	233	244	233	254	1888
Local ADA Fare - $0.75	49	61	55	62	41	68	38	34	33	441
Regional Fare - $2.25	383	432	449	406	351	338	400	329	442	3530
Out of Co. (Mendocino/ Napa) - $5.00	13	10	16	11	6	14	13	9	10	102
Flex Stop for ADA/Senior Local $0.75	0	0	0	0	0	0	0	0	1	1
Flex Stop for ADA/Sr. Regional $1.25	0	0	0	0	0	0	0	0	0	0
DAR GP 1-day Advance Reserv. $5.										
DAR GP Same Day $10.00										
DAR Senior 1-day Adv. Reserv - $2.50										
DAR Senior Same Day - $3.00										
DAR Disabled 1-day Adv Reserv $2.50										
DAR Disabled Same Day - $3.00										
Tap to Pay ($1.00)	0	0	0	0	0	0	0	0	0	0
Free College Fare	85	108	121	98	74	68	63	109	132	858
Free/Other	60	76	79	80	73	85	63	48	74	638
Base Fare Ticket Regional	39	65	42	47	38	35	56	30	52	404
Base Fare Ticket Local	85	107	88	109	72	123	98	87	227	996
Punch Pass	435	458	546	648	584	532	645	626	827	5301
Monthly Pass	696	957	941	930	905	832	673	713	980	7627
Weekly Pass	4	1	3	3	10	6	4	1	10	42
Summer Cruisin' Youth Pass	154	256	21	0	0	0	0	0	2	433
Transfer - Lake Transit	455	614	589	672	610	581	601	540	691	5353
Transfer - MTA	0	0	0	0	0	0	0	0	0	0
Transfer - Napa VINE	0	0	0	0	0	0	0	0	0	0
TOTAL PASSENGERS	3,007	3,748	3,635	3,799	3,727	3,485	3,452	3,264	4,297	32,414
Bicycles	108	135	163	126	120	92	56	94	102	996
Extended Stops	0	0	0	0	5	0	0	0	0	5
Wheelchairs	69	77	115	83	62	92	67	72	68	705
CASH - CALCULATED TOTAL	$ 1,583.75	$ 1,741.50	$ 1,885.75	$ 1,837.75	$ 1,933.75	$ 1,768.75	$ 1,869.00	$ 1,616.75	$ 1,963.00	$ 16,200.00
Scheduled Hours	535.4	615.71	622.17	617.17	588.95	613.08	576.67	539.91	658.38	5367.44
Actual Revenue Hours	522.3	694.52	670.39	696.15	630.47	679.99	643.41	547.45	723.49	5808.17
Other Vehicle Hours	47.12	86.82	76.17	77.85	73.87	75.64	69.59	59.51	79.46	646.03
TOTAL VEHICLE HOURS	569.42	781.34	746.56	774	704.34	755.63	713	606.96	802.95	6454.2
PASSENGERS PER REV. HOUR	5.76	5.40	5.42	5.46	5.91	5.13	5.37	5.96	5.94	5.58
Scheduled Miles	16400	18860	18420	18660	17715	18648	17562	16456	20009	162730
Actual Revenue Miles	14390	19130	18224	18755	17288	18776	17730	14990	19993	159276
Other Vehicle Miles	733	1088	973	1049	984	1038	970	869	1427	9131
TOTAL VEHICLE MILES	15,123	20,218	19,197	19,804	18,272	19,814	18,700	15,859	21,420	168,407
Miles Per Passenger Boarding	4.79	5.10	5.01	4.94	4.64	5.39	5.14	4.59	4.65	4.91

LAKE TRANSIT AUTHORITY
2022/23 OPERATING STATISTICS REPORT

Route 2: Highway 175 **Kit's Corner to Middletown**	July	Aug	Sept	Oct	Nov	Dec	Jan	Feb	Mar	TOTAL
Local Base Fare - $1.25	2	2	12	19	17	21	15	12	17	117
Local Senior Fare - $0.75	20	11	24	27	17	30	21	12	14	176
Local ADA Fare - $0.75	0	4	1	1	2	1	0	2	6	17
Regional Fare - $2.25	5	17	25	27	21	34	31	22	32	214
Out of Co. (Mendocino/ Napa) - $5.00	0	3	2	1	1	2	1	1	2	13
Flex Stop for ADA/Senior Local $0.75	0	0	0	2	0	0	0	0	4	6
Flex Stop for ADA/Sr. Regional $1.25	0	0	0	0	0	0	2	0	0	2
DAR GP 1-day Advance Reserv. $5.										
DAR GP Same Day $10.00										
DAR Senior 1-day Adv. Reserv - $2.50										
DAR Senior Same Day - $3.00										
DAR Disabled 1-day Adv Reserv $2.50										
DAR Disabled Same Day - $3.00										
Tap to Pay ($1.00)	0	0	0	0	0	0	0	0	0	0
Free College Fare	0	2	2	3	0	6	7	10	20	50
Free/Other	4	19	34	32	19	28	23	17	29	205
Base Fare Ticket Regional	0	0	0	6	0	1	0	0	0	7
Base Fare Ticket Local	1	12	2	0	0	0	1	0	0	16
Punch Pass	9	47	54	43	40	34	44	30	42	343
Monthly Pass	18	25	79	88	40	37	38	42	38	405
Weekly Pass	0	9	1	0	0	0	0	0	8	18
Summer Cruisin' Youth Pass	2	19	4	0	0	0	0	0	0	25
Transfer - Lake Transit	6	18	30	44	33	58	44	43	45	321
Transfer - MTA	0	0	0	0	0	0	0	0	0	0
Transfer - Napa VINE	0	0	0	0	0	0	0	0	0	0
TOTAL PASSENGERS	67	188	270	293	190	252	227	191	257	1,935
Bicycles	0	0	0	3	0	0	1	2	3	9
Extended Stops	0	0	0	0	0	0	0	0	0	0
Wheelchairs	0	0	0	0	1	1	0	0	0	2
CASH - CALCULATED TOTAL	$ 28.75	$ 67.00	$ 100.00	$ 112.00	$ 87.75	$ 136.00	$ 111.75	$ 80.00	$ 121.25	$ 844.50
	135.4	155.71	142.17	142.17	128.6	142.17	135.4	128.63	155.71	1265.96
Actual Revenue Hours	29.95	118.08	109.1	110.77	99.76	107.42	99.92	82.32	112.91	870.23
Other Vehicle Hours	20.91	42.81	36.56	39.98	33.98	35.9	39.36	31.96	42.51	323.97
TOTAL VEHICLE HOURS	50.86	160.89	145.66	150.75	133.74	143.32	139.28	114.28	155.42	1194.2
PASSENGERS PER REV. HOUR	2.24	1.59	2.47	2.65	1.90	2.35	2.27	2.32	2.28	2.22
Scheduled Miles	3220	3703	3381	3381	3059	3381	3220	3059	3703	30107
Actual Revenue Miles	787	2957	2772	2742	2461	2659	2478	2081	2853	21790
Other Vehicle Miles	604	1050	919	1006	882	941	919	808	976	8105
TOTAL VEHICLE MILES	1,391	4,007	3,691	3,748	3,343	3,600	3,397	2,889	3,829	29,895
Miles Per Passenger Boarding	11.75	15.73	10.27	9.36	12.95	10.55	10.92	10.90	11.10	11.26

LAKE TRANSIT AUTHORITY
2022/23 OPERATING STATISTICS REPORT

Route 3: Highway 29 **Clearlake to Deer Park**	July	Aug	Sept	Oct	Nov	Dec	Jan	Feb	Mar	TOTAL
Local Base Fare - $1.25	5	22	22	31	21	29	24	43	47	244
Local Senior Fare - $0.75	21	24	11	15	21	47	40	33	36	248
Local ADA Fare - $0.75	8	14	0	6	1	3	1	7	5	45
Regional Fare - $2.25	60	73	39	76	72	55	58	59	82	574
Out of Co. (Mendocino/ Napa) - $5.00	111	167	129	146	142	131	173	127	143	1269
Flex Stop for ADA/Senior Local $0.75	0	0	0	0	0	0	0	0	0	0
Flex Stop for ADA/Sr. Regional $1.25	0	0	0	0	0	0	0	0	0	0
DAR GP 1-day Advance Reserv. $5.										
DAR GP Same Day $10.00										
DAR Senior 1-day Adv. Reserv - $2.50										
DAR Senior Same Day - $3.00										
DAR Disabled 1-day Adv Reserv $2.50										
DAR Disabled Same Day - $3.00										
Tap to Pay ($1.00)	0	0	0	0	0	0	0	0	0	0
Free College Fare	1	9	24	17	24	20	13	14	20	142
Free/Other	4	18	10	8	11	22	7	12	11	103
Base Fare Ticket Regional	7	5	3	1	0	0	8	3	14	41
Base Fare Ticket Local	3	6	9	1	6	6	1	2	3	37
Punch Pass	34	50	57	61	48	85	87	99	86	607
Monthly Pass	45	65	65	61	53	61	74	71	88	583
Weekly Pass	17	0	0	0	5	5	0	12	17	56
Summer Cruisin' Youth Pass	16	17	2	0	0	0	0	0	7	42
Transfer - Lake Transit	45	87	62	67	40	83	55	61	96	596
Transfer - MTA	0	0	0	0	0	0	0	0	0	0
Transfer - Napa VINE	25	30	53	36	32	42	14	15	32	279
TOTAL PASSENGERS	402	587	486	526	476	589	555	558	687	4,866
Bicycles	11	43	20	4	12	16	18	17	22	163
Extended Stops	0	0	0	0	0	0	0	0	0	0
Wheelchairs	3	6	5	2	11	0	0	3	8	38
CASH - CALCULATED TOTAL	$ 718.00	$ 1,055.25	$ 768.50	$ 955.50	$ 914.75	$ 852.50	$ 1,056.25	$ 851.50	$ 989.00	$ 8,161.25
Scheduled Hours	239	274.85	250.95	250.95	227.05	250.95	250.07	255.82	297.05	2296.69
Actual Revenue Hours	189.22	235.58	216.74	212.8	196.85	216.82	217.72	178.93	251.01	1915.67
Other Vehicle Hours	16.62	32.29	31.1	29.05	29.55	32.26	33.92	26.61	33.12	264.52
TOTAL VEHICLE HOURS	205.84	267.87	247.84	241.85	226.4	249.08	251.64	205.54	284.13	2180.19
PASSENGERS PER REV. HOUR	2.12	2.49	2.24	2.47	2.42	2.72	2.55	3.12	2.74	2.54
Scheduled Miles	7600	8740	7980	7980	7600	7980	7964	7764	9461	73069
Actual Revenue Miles	6118	7511	6856	6821	6181	6871	6876	5796	8081	61111
Other Vehicle Miles	167	255	283	272	248	291	269	216	305	2306
TOTAL VEHICLE MILES	6,285	7,766	7,139	7,093	6,429	7,162	7,145	6,012	8,386	63,417
Miles Per Passenger Boarding	15.22	12.80	14.11	12.97	12.99	11.67	12.39	10.39	11.76	12.56

LAKE TRANSIT AUTHORITY
2022/23 OPERATING STATISTICS REPORT

Route 4: Southshore **Clearlake to Lakeport**	July	Aug	Sept	Oct	Nov	Dec	Jan	Feb	Mar	TOTAL
Local Base Fare - $1.25	73	86	112	105	76	72	102	91	111	828
Local Senior Fare - $0.75	28	53	71	95	65	48	39	26	35	460
Local ADA Fare - $0.75	19	16	8	5	16	14	7	7	12	104
Regional Fare - $2.25	124	220	152	222	177	147	125	118	178	1463
Out of Co. (Mendocino/ Napa) - $5.00	13	40	29	22	17	21	26	33	30	231
Flex Stop for ADA/Senior Local $0.75	0	0	0	0	0	0	0	0	0	0
Flex Stop for ADA/Sr. Regional $1.25	0	0	0	0	0	0	0	0	0	0
DAR GP 1-day Advance Reserv. $5.										
DAR GP Same Day $10.00										
DAR Senior 1-day Adv. Reserv - $2.50										
DAR Senior Same Day - $3.00										
DAR Disabled 1-day Adv Reserv $2.50										
DAR Disabled Same Day - $3.00										
Tap to Pay ($1.00)	0	0	0	0	0	0	0	0	0	0
Free College Fare	9	23	47	61	61	45	74	82	84	486
Free/Other	27	96	56	49	33	27	29	42	29	388
Base Fare Ticket Regional	30	52	33	34	33	20	23	1	27	253
Base Fare Ticket Local	19	51	36	40	18	25	50	46	38	323
Punch Pass	120	148	162	202	203	163	113	107	176	1394
Monthly Pass	114	250	271	281	274	234	218	235	311	2188
Weekly Pass	2	4	21	0	5	13	2	2	6	55
Summer Cruisin' Youth Pass	31	99	4	0	0	0	0	0	2	136
Transfer - Lake Transit	220	323	341	335	292	352	297	262	386	2808
Transfer - MTA	0	0	0	0	0	0	0	0	0	0
Transfer - Napa VINE	0	0	0	0	0	0	0	0	0	0
TOTAL PASSENGERS	829	1,461	1,343	1,451	1,270	1,181	1,105	1,052	1,425	11,117
Bicycles	44	59	50	49	68	51	51	56	47	475
Extended Stops	0	0	0	0	0	0	0	0	0	0
Wheelchairs	9	9	10	8	8	9	1	8	17	79
CASH - CALCULATED TOTAL	$ 470.50	$ 854.25	$ 686.25	$ 815.75	$ 639.00	$ 572.25	$ 573.25	$ 569.00	$ 724.50	$ 5,904.75
Scheduled Hours	301.8	347.07	336.89	336.89	328.63	335.2	316.03	297.43	361.43	2961.37
Actual Revenue Hours	255.74	315.97	294.06	303.23	282.73	305.1	282.71	237.75	321.5	2598.79
Other Vehicle Hours	50.52	57.41	56.58	52.64	55.88	58.43	58.55	49.86	67.91	507.78
TOTAL VEHICLE HOURS	306.26	373.38	350.64	355.87	338.61	363.53	341.26	287.61	389.41	3106.57
PASSENGERS PER REV. HOUR	3.24	4.62	4.57	4.79	4.49	3.87	3.91	4.42	4.43	4.28
Scheduled Miles	8720	10028	9556	9686	9357	9672	9145	8607	10421	85192
Actual Revenue Miles	7876	9671	9005	9238	8428	9141	8634	7383	9845	79221
Other Vehicle Miles	412	458	429	444	454	477	442	501	525	4142
TOTAL VEHICLE MILES	8,288	10,129	9,434	9,682	8,882	9,618	9,076	7,884	10,370	83,363
Miles Per Passenger Boarding	9.50	6.62	6.71	6.37	6.64	7.74	7.81	7.02	6.91	7.13

LAKE TRANSIT AUTHORITY
2022/23 OPERATING STATISTICS REPORT

Route 4A: Soda Bay **Kit's Corner to Lakeport**	July	Aug	Sept	Oct	Nov	Dec	Jan	Feb	Mar	TOTAL
Local Base Fare - $1.25	0	12	19	8	5	19	28	12	18	121
Local Senior Fare - $0.75	0	6	4	9	7	7	5	5	4	47
Local ADA Fare - $0.75	0	2	1	1	0	0	1	0	1	6
Regional Fare - $2.25	0	24	18	25	11	21	7	15	16	137
Out of Co. (Mendocino/ Napa) - $5.00	0	0	0	0	0	0	0	0	0	0
Flex Stop for ADA/Senior Local $0.75	0	0	0	0	0	0	0	0	0	0
Flex Stop for ADA/Sr. Regional $1.25	0	0	0	0	0	0	0	0	0	0
DAR GP 1-day Advance Reserv. $5.										
DAR GP Same Day $10.00										
DAR Senior 1-day Adv. Reserv - $2.50										
DAR Senior Same Day - $3.00										
DAR Disabled 1-day Adv Reserv $2.50										
DAR Disabled Same Day - $3.00										
Tap to Pay ($1.00)	0	0	0	0	0	0	0	0	0	0
Free College Fare	0	0	0	1	3	7	7	2	3	23
Free/Other	0	3	18	17	3	11	8	2	5	67
Base Fare Ticket Regional	0	0	0	1	1	0	2	0	0	4
Base Fare Ticket Local	0	1	1	1	0	2	4	5	2	16
Punch Pass	0	35	26	20	21	23	24	17	12	178
Monthly Pass	0	18	27	22	29	14	21	25	19	175
Weekly Pass	0	0	0	0	1	0	0	0	2	3
Summer Cruisin' Youth Pass	0	11	0	0	0	0	0	0	0	11
Transfer - Lake Transit	0	19	33	18	30	37	24	38	35	234
Transfer - MTA	0	0	0	0	0	0	0	0	0	0
Transfer - Napa VINE	0	0	0	0	0	0	0	0	0	0
TOTAL PASSENGERS	0	131	147	123	111	141	131	121	117	1,022
Bicycles	0	0	3	4	1	4	3	7	2	24
Extended Stops	0	0	0	0	0	0	0	0	0	0
Wheelchairs	0	1	0	2	0	0	0	0	3	6
CASH - CALCULATED TOTAL	$ -	$ 75.00	$ 68.00	$ 73.75	$ 36.25	$ 76.25	$ 55.25	$ 52.50	$ 62.25	$ 499.25
Scheduled Hours	0	136.62	118.8	118.8	112.86	124.74	118.8	112.86	136.62	980.1
Actual Revenue Hours	0	120.04	113.74	112.24	102.13	111.63	106.99	86.83	122.29	875.89
Other Vehicle Hours	0	13.65	11.99	13.86	12.94	13.09	14.4	10.3	15.78	106.01
TOTAL VEHICLE HOURS	0	133.69	125.73	126.1	115.07	124.72	121.39	97.13	138.07	981.9
PASSENGERS PER REV. HOUR	#DIV/0!	1.09	1.29	1.10	1.09	1.26	1.22	1.39	0.96	1.17
Scheduled Miles	0	3036	2640	2640	2508	2772	2640	2508	3036	21780
Actual Revenue Miles	0	3148	2963	2921	2824	2947	2866	2281	3179	23129
Other Vehicle Miles	0	223	198	219	201	225	219	167	253	1705
TOTAL VEHICLE MILES	0	3,371	3,161	3,140	3,025	3,172	3,085	2,448	3,432	24,834
Miles Per Passenger Boarding	#DIV/0!	24.03	20.16	23.75	25.44	20.90	21.88	18.85	27.17	22.63

LAKE TRANSIT AUTHORITY
2022/23 OPERATING STATISTICS REPORT

Route 7: Lakeport - Ukiah	July	Aug	Sept	Oct	Nov	Dec	Jan	Feb	Mar	TOTAL
Local Base Fare - $1.25	10	14	16	23	20	15	21	27	17	163
Local Senior Fare - $0.75	0	4	4	5	2	6	0	2	1	24
Local ADA Fare - $0.75	2	2	4	4	1	2	1	3	2	21
Regional Fare - $2.25	28	42	31	45	56	24	37	37	60	360
Out of Co. (Mendocino/ Napa) - $5.00	136	189	159	188	143	129	132	98	88	1262
Flex Stop for ADA/Senior Local $0.75	0	0	0	0	0	0	0	0	0	0
Flex Stop for ADA/Sr. Regional $1.25	0	0	0	0	0	0	0	0	0	0
DAR GP 1-day Advance Reserv. $5.										
DAR GP Same Day $10.00										
DAR Senior 1-day Adv. Reserv - $2.50										
DAR Senior Same Day - $3.00										
DAR Disabled 1-day Adv Reserv $2.50										
DAR Disabled Same Day - $3.00										
Tap to Pay ($1.00)	0	0	0	0	0	0	0	0	0	0
Free College Fare	11	146	234	220	210	70	95	150	196	1332
Free/Other	15	13	24	9	17	5	7	6	10	106
Base Fare Ticket Regional	33	62	32	20	38	22	15	14	36	272
Base Fare Ticket Local	46	7	10	5	7	3	3	28	51	160
Punch Pass	49	75	59	78	59	77	62	41	59	559
Monthly Pass	66	91	81	85	98	76	70	59	41	667
Weekly Pass	25	58	61	51	72	50	33	38	32	420
Summer Cruisin' Youth Pass	13	3	1	0	0	0	0	0	6	23
Transfer - Lake Transit	95	137	131	149	115	96	115	102	137	1077
Transfer - MTA	3	4	0	0	0	0	0	2	4	13
Transfer - Napa VINE	2	0	0	0	0	0	0	0	0	2
TOTAL PASSENGERS	534	847	847	882	838	575	591	607	740	6,461
Bicycles	27	35	23	26	25	19	12	23	17	207
Extended Stops	0	0	0	0	0	0	0	0	0	0
Wheelchairs	7	2	1	0	1	2	3	3	1	20
CASH - CALCULATED TOTAL	$ 757.00	$ 1,061.50	$ 890.75	$ 1,076.75	$ 868.25	$ 723.75	$ 770.25	$ 610.75	$ 598.50	$ 7,357.50
Scheduled Hours	221.6	254.84	232.68	232.68	210.52	232.68	232.86	227.9	277.5	2123.26
Actual Revenue Hours	162.57	265.92	240.64	241.99	216.79	238.82	241.08	205.61	281.99	2095.41
Other Vehicle Hours	8.5	22.4	22.28	0	23	22.7	23.27	23.05	22.97	168.17
TOTAL VEHICLE HOURS	171.07	288.32	262.92	241.99	239.79	261.52	264.35	228.66	304.96	2263.58
PASSENGERS PER REV. HOUR	3.28	3.19	3.52	3.64	3.87	2.41	2.45	2.95	2.62	3.08
Scheduled Miles	7280	8372	7644	7644	6916	7644	7672	7495	9141	69808
Actual Revenue Miles	5485	8922	8016	8006	7191	7846	8060	6771	9371	69668
Other Vehicle Miles	0	0	0	0	0	0	0	0	0	0
TOTAL VEHICLE MILES	5,485	8,922	8,016	8,006	7,191	7,846	8,060	6,771	9,371	69,668
Miles Per Passenger Boarding	10.27	10.53	9.46	9.08	8.58	13.65	13.64	11.15	12.66	10.78

LAKE TRANSIT AUTHORITY
2022/23 OPERATING STATISTICS REPORT

Route 8: Lakeport	July	Aug	Sept	Oct	Nov	Dec	Jan	Feb	Mar	TOTAL
Local Base Fare - $1.25	202	263	210	234	193	192	232	207	236	1969
Local Senior Fare - $0.75	130	228	181	194	186	207	166	182	207	1681
Local ADA Fare - $0.75	4	45	28	44	19	26	14	18	21	219
Regional Fare - $2.25	118	145	122	140	115	119	109	102	101	1071
Out of Co. (Mendocino/ Napa) - $5.00	18	23	7	18	1	4	2	4	5	82
Flex Stop for ADA/Senior Local $0.75	0	0	0	0	0	0	0	0	0	0
Flex Stop for ADA/Sr. Regional $1.25	0	0	0	0	0	0	0	0	0	0
DAR GP 1-day Advance Reserv. $5.										
DAR GP Same Day $10.00										
DAR Senior 1-day Adv. Reserv - $2.50										
DAR Senior Same Day - $3.00										
DAR Disabled 1-day Adv Reserv $2.50										
DAR Disabled Same Day - $3.00										
Tap to Pay ($1.00)	0	0	0	0	0	0	0	0	0	0
Free College Fare	45	71	116	102	108	123	117	103	117	902
Free/Other	47	69	58	45	46	40	51	29	42	427
Base Fare Ticket Regional	7	9	8	2	4	6	9	11	13	69
Base Fare Ticket Local	42	60	66	45	55	60	57	69	138	592
Punch Pass	348	418	364	435	370	441	389	427	540	3732
Monthly Pass	343	494	534	491	485	522	408	357	528	4162
Weekly Pass	1	14	24	26	23	15	4	1	2	110
Summer Cruisin' Youth Pass	64	88	17	0	0	0	0	0	5	174
Transfer - Lake Transit	292	362	368	405	270	347	358	331	378	3111
Transfer - MTA	0	0	0	0	0	0	0	0	0	0
Transfer - Napa VINE	0	0	0	0	0	0	0	0	0	0
TOTAL PASSENGERS	1,661	2,289	2,103	2,181	1,875	2,102	1,916	1,841	2,333	18,301
Bicycles	42	62	55	77	35	42	29	47	25	414
Extended Stops	0	0	0	0	0	0	0	0	0	0
Wheelchairs	34	60	79	74	80	64	58	49	92	590
CASH - CALCULATED TOTAL	$ 708.50	$ 974.75	$ 728.75	$ 876.00	$ 658.75	$ 702.50	$ 680.25	$ 658.25	$ 718.25	$ 6,706.00
Scheduled Hours	276	317.4	336	349.8	337.51	343.39	324	297.55	367.61	2949.26
Actual Revenue Hours	412.59	459.73	458.43	482.9	451.86	476.43	452.01	384.66	511.13	4089.74
Other Vehicle Hours	24.51	48.27	53.42	56.592	50.64	61.1	52.72	45.89	49.61	442.752
TOTAL VEHICLE HOURS	437.1	508	511.85	539.492	502.5	537.53	504.73	430.55	560.74	4532.492
PASSENGERS PER REV. HOUR	4.03	4.98	4.59	4.52	4.15	4.41	4.24	4.79	4.56	4.47
Scheduled Miles	4400	5060	5060	5399	5430	5605	5237	4789	5847	46827
Actual Revenue Miles	6664	7931	7869	8297	7770	8278	7787	6640	8734	69970
Other Vehicle Miles	357	1013	1051	1134	1004	1200	1034	859	1209	8861
TOTAL VEHICLE MILES	7,021	8,944	8,920	9,431	8,774	9,478	8,821	7,499	9,943	78,831
Miles Per Passenger Boarding	4.01	3.46	3.74	3.80	4.14	3.94	4.06	3.61	3.74	3.82

LAKE TRANSIT AUTHORITY
2022/23 OPERATING STATISTICS REPORT

Route 10: Clearlake Clearlake Park	July	Aug	Sept	Oct	Nov	Dec	Jan	Feb	Mar	TOTAL
Local Base Fare - $1.25	316	537	562	657	701	689	585	710	673	5430
Local Senior Fare - $0.75	292	315	264	320	300	253	258	191	246	2439
Local ADA Fare - $0.75	66	70	42	83	51	36	69	46	46	509
Regional Fare - $2.25	28	50	37	28	28	42	33	32	34	312
Out of Co. (Mendocino/ Napa) - $5.00	7	12	4	10	8	6	6	5	4	62
Flex Stop for ADA/Senior Local $0.75	0	0	0	0	0	0	0	0	0	0
Flex Stop for ADA/Sr. Regional $1.25	0	0	0	0	0	0	0	0	0	0
DAR GP 1-day Advance Reserv. $5.										0
DAR GP Same Day $10.00										
DAR Senior 1-day Adv. Reserv - $2.50										
DAR Senior Same Day - $3.00										
DAR Disabled 1-day Adv Reserv $2.50										
DAR Disabled Same Day - $3.00										
Tap to Pay ($1.00)	0	0	0	0	0	0	0	0	0	0
Free College Fare	50	71	114	66	73	48	9	99	66	596
Free/Other	91	97	63	71	74	63	48	60	52	619
Base Fare Ticket Regional	5	12	3	8	85	4	6	9	12	144
Base Fare Ticket Local	53	56	64	99	125	72	118	94	124	805
Punch Pass	445	624	661	716	767	718	615	695	902	6143
Monthly Pass	388	592	736	549	577	584	540	504	670	5140
Weekly Pass	1	1	1	1	7	0	6	2	3	22
Summer Cruisin' Youth Pass	143	511	54	29	6	0	4	0	1	748
Transfer - Lake Transit	417	406	545	609	591	549	558	502	652	4829
Transfer - MTA	0	0	0	0	0	0	0	0	0	0
Transfer - Napa VINE	0	0	0	0	0	0	0	0	0	0
TOTAL PASSENGERS	2,302	3,354	3,150	3,246	3,393	3,064	2,855	2,949	3,485	27,798
Bicycles	41	44	56	56	39	41	49	26	39	391
Extended Stops	0	0	0	0	0	0	0	0	0	0
Wheelchairs	72	64	43	27	30	22	23	19	67	367
CASH - CALCULATED TOTAL	$ 761.50	$ 1,132.50	$ 1,035.25	$ 1,236.50	$ 1,242.50	$ 1,202.50	$ 1,080.75	$ 1,162.25	$ 1,156.75	$ 10,010.50
Scheduled Hours	253.6	291.64	298.6	306.28	297.23	300.6	283.75	262.56	320.95	2615.21
Actual Revenue Hours	262	308.79	306	320.16	302.39	317.51	295.54	255.54	336.61	2704.54
Other Vehicle Hours	37.64	48.35	42.84	46.33	38.96	45.61	42.15	34.44	47.75	384.07
TOTAL VEHICLE HOURS	299.64	357.14	348.84	366.49	341.35	363.12	337.69	289.98	384.36	3088.61
PASSENGERS PER REV. HOUR	8.79	10.86	10.29	10.14	11.22	9.65	9.66	11.54	10.35	10.28
Scheduled Miles	3140	3542	3530	3660	3696	3804	3673	3273	3998	32316
Actual Revenue Miles	4023	4947	4851	4904	4766	5086	4868	3911	5345	42701
Other Vehicle Miles	382	665	438	470	438	448	442	385	513	4181
TOTAL VEHICLE MILES	4,405	5,612	5,289	5,374	5,204	5,534	5,310	4,296	5,858	46,882
Miles Per Passenger Boarding	1.75	1.47	1.54	1.51	1.40	1.66	1.71	1.33	1.53	1.54

LAKE TRANSIT AUTHORITY
2022/23 OPERATING STATISTICS REPORT

Route 11: Clearlake The Avenues	July	Aug	Sept	Oct	Nov	Dec	Jan	Feb	Mar	TOTAL
Local Base Fare - $1.25	264	382	369	376	316	416	405	319	373	3220
Local Senior Fare - $0.75	361	356	303	363	337	310	275	294	265	2864
Local ADA Fare - $0.75	113	56	71	81	96	84	145	115	109	870
Regional Fare - $2.25	37	27	31	61	30	22	19	34	22	283
Out of Co. (Mendocino/ Napa) - $5.00	2	0	3	3	2	3	11	1	3	28
Flex Stop for ADA/Senior Local $0.75	0	0	0	0	0	0	0	0	0	0
Flex Stop for ADA/Sr. Regional $1.25	0	0	0	0	0	0	0	0	0	0
DAR GP 1-day Advance Reserv. $5.										
DAR GP Same Day $10.00										
DAR Senior 1-day Adv. Reserv - $2.50										
DAR Senior Same Day - $3.00										
DAR Disabled 1-day Adv Reserv $2.50										
DAR Disabled Same Day - $3.00										
Tap to Pay ($1.00)	0	0	0	0	0	0	0	0	0	0
Free College Fare	14	58	87	138	118	79	65	99	97	755
Free/Other	71	36	51	74	84	74	65	43	51	549
Base Fare Ticket Regional	7	7	4	5	10	7	0	6	7	53
Base Fare Ticket Local	53	64	71	69	69	68	78	61	120	653
Punch Pass	469	647	542	638	643	625	502	536	616	5218
Monthly Pass	294	430	501	475	439	284	292	229	366	3310
Weekly Pass	0	0	0	0	2	0	14	0	1	17
Summer Cruisin' Youth Pass	155	197	0	0	0	0	0	0	0	352
Transfer - Lake Transit	204	301	313	417	361	385	395	318	453	3147
Transfer - MTA	0	0	0	0	0	0	0	0	0	0
Transfer - Napa VINE	0	0	0	0	0	0	0	0	0	0
TOTAL PASSENGERS	2,044	2,561	2,346	2,700	2,507	2,357	2,266	2,055	2,483	21,319
Bicycles	34	39	45	38	32	23	26	23	47	307
Extended Stops	0	0	0	0	0	0	0	0	0	0
Wheelchairs	65	76	86	88	60	77	53	82	87	674
CASH - CALCULATED TOTAL	$ 778.75	$ 847.25	$ 826.50	$ 955.25	$ 797.25	$ 880.00	$ 919.00	$ 787.00	$ 811.25	$ 7,602.25
Scheduled Hours	262.34	301.53	307.2	315.31	307.14	311.31	291.4	270.99	332.69	2699.91
Actual Revenue Hours	253.66	304.37	304.91	319.27	300.41	316.4	296.19	253.6	335.24	2684.05
Other Vehicle Hours	32.48	32.47	33.49	35.55	33.25	42.04	36.71	31.78	41	318.77
TOTAL VEHICLE HOURS	286.14	336.84	338.4	354.82	333.66	358.44	332.9	285.38	376.24	3002.82
PASSENGERS PER REV. HOUR	8.06	8.41	7.69	8.46	8.35	7.45	7.65	8.10	7.41	7.94
Scheduled Miles	3080	3542	3684	3554	3628	3703	3466	3197	3902	31756
Actual Revenue Miles	3140	3688	3677	3942	3708	3930	3679	3141	4055	32960
Other Vehicle Miles	320	336	317	333	307	354	337	272	359	2935
TOTAL VEHICLE MILES	3,460	4,024	3,994	4,275	4,015	4,284	4,016	3,413	4,414	35,895
Miles Per Passenger Boarding	1.54	1.44	1.57	1.46	1.48	1.67	1.62	1.53	1.63	1.55

LAKE TRANSIT AUTHORITY
2022/23 OPERATING STATISTICS REPORT

Route 12: Clearlake Lower Lake	July	Aug	Sept	Oct	Nov	Dec	Jan	Feb	Mar	TOTAL
Local Base Fare - $1.25	57	116	101	109	74	107	100	122	143	929
Local Senior Fare - $0.75	39	53	30	50	25	26	44	43	52	362
Local ADA Fare - $0.75	12	40	50	62	66	42	47	40	34	393
Regional Fare - $2.25	8	3	10	9	6	15	11	7	20	89
Out of Co. (Mendocino/ Napa) - $5.00	0	2	3	3	2	3	1	0	2	16
Flex Stop for ADA/Senior Local $0.75	0	0	0	0	0	0	0	0	0	0
Flex Stop for ADA/Sr. Regional $1.25	0	0	0	0	0	0	0	0	0	0
DAR GP 1-day Advance Reserv. $5.										
DAR GP Same Day $10.00										
DAR Senior 1-day Adv. Reserv - $2.50										
DAR Senior Same Day - $3.00										
DAR Disabled 1-day Adv Reserv $2.50										
DAR Disabled Same Day - $3.00										
Tap to Pay ($1.00)	0	0	0	0	0	0	0	0	0	0
Free College Fare	4	12	27	27	17	29	10	32	33	191
Free/Other	3	18	17	17	14	16	12	11	28	136
Base Fare Ticket Regional	0	4	1	0	0	0	0	3	2	10
Base Fare Ticket Local	4	11	11	20	17	20	25	22	15	145
Punch Pass	80	111	109	153	147	161	135	150	164	1210
Monthly Pass	46	69	69	74	110	60	72	61	137	698
Weekly Pass	0	0	0	0	1	1	1	1	2	6
Summer Cruisin' Youth Pass	15	58	0	0	0	0	0	0	3	76
Transfer - Lake Transit	63	157	145	167	132	158	154	169	159	1304
Transfer - MTA	0	0	0	0	0	0	0	0	0	0
Transfer - Napa VINE	0	0	0	0	0	0	0	0	0	0
TOTAL PASSENGERS	331	654	573	691	611	638	612	661	794	5,565
Bicycles	20	9	15	6	2	4	4	7	7	74
Extended Stops	0	0	1	0	0	0	0	0	0	1
Wheelchairs	13	16	15	17	17	7	7	11	15	118
CASH - CALCULATED TOTAL	$ 127.50	$ 231.50	$ 223.75	$ 255.50	$ 184.25	$ 233.50	$ 223.00	$ 230.50	$ 298.25	$ 2,007.75
Scheduled Hours	288	331.2	302.4	302.4	288	302.4	288	273.6	331.2	2707.2
Actual Revenue Hours	91.38	170.33	155.81	155.82	141.49	156.21	148.53	126.21	163.81	1309.59
Other Vehicle Hours	13.47	30.89	25.29	26.02	22.76	22.06	18.9	12.69	16.08	188.16
TOTAL VEHICLE HOURS	104.85	201.22	181.1	181.84	164.25	178.27	167.43	138.9	179.89	1497.75
PASSENGERS PER REV. HOUR	3.62	3.84	3.68	4.43	4.32	4.08	4.12	5.24	4.85	4.25
Scheduled Miles	3600	4140	3780	3780	3600	3780	3600	3420	4140	33840
Actual Revenue Miles	1223	2369	2159	2160	1956	2156	2064	1755	2252	18094
Other Vehicle Miles	82	245	217	203	189	199	187	115	147	1584
TOTAL VEHICLE MILES	1,305	2,614	2,376	2,363	2,145	2,355	2,251	1,870	2,399	19,678
Miles Per Passenger Boarding	3.69	3.62	3.77	3.13	3.20	3.38	3.37	2.66	2.84	3.25

LAKE TRANSIT AUTHORITY
2022/23 OPERATING STATISTICS REPORT

Lakeport Dial-A-Ride	Jul	Aug	Sept	Oct	Nov	Dec	Jan	Feb	Mar	TOTAL
Local Base Fare - $1.25										
Local Senior Fare - $0.75										
Local ADA Fare - $0.75										
Regional Fare - $2.25										
Out of Co. (Mendocino/ Napa) - $5.00										
Flex Stop for ADA/Senior Local $0.75										
Flex Stop for ADA/Sr. Regional $1.25										
DAR GP 1-day Advance Reserv. $5.	0	0	0	0	0	0	0	0	0	0
DAR GP Same Day $10.00	0	0	0	0	0	0	0	0	0	0
DAR Senior 1-day Adv. Reserv - $2.50	24	33	18	38	33	18	23	11	11	209
DAR Senior Same Day - $3.00	0	0	0	0	0	0	0	0	0	0
DAR Disabled 1-day Adv Reserv $2.50	17	49	34	30	32	39	37	28	18	284
DAR Disabled Same Day - $3.00	0	0	0	0	0	0	0	0	0	0
Tap to Pay ($1.00)	0	0	0	0	0	0	0	0	0	0
Free College Fare	0	0	0	0	0	0	0	0	0	0
Free/Other	0	0	2	0	3	1	0	0	0	6
Base Fare Ticket Regional	0	0	0	0	0	0	4	0	12	16
Base Fare Ticket Local	0	0	0	0	0	0	0	0	0	0
Punch Pass	64	81	72	66	54	49	59	55	82	582
Monthly Pass										
Weekly Pass										
Summer Cruisin' Youth Pass										
Transfer - Lake Transit	0	0	0	0	0	0	0	0	0	0
Transfer - MTA	0	0	0	0	0	0	0	0	0	0
Transfer - Napa VINE	0	0	0	0	0	0	0	0	0	0
TOTAL PASSENGERS	105	163	126	134	122	107	123	94	123	1,097
Bicycles										0
Extended Stops										0
Wheelchairs	44	81	55	25	18	16	41	27	21	328
CASH - CALCULATED TOTAL	$ 102.50	$ 205.00	$ 130.00	$ 170.00	$ 162.50	$ 142.50	$ 150.00	$ 97.50	$ 72.50	$ 1,232.50
Scheduled Hours	340	391	370	341	367	340	340	323	391	3203
Actual Revenue Hours	87.9	156.29	110.35	111.33	108.55	96.18	110.58	86.81	78.34	946.33
Other Vehicle Hours	12.43	16.61	12.22	13.96	11.42	12.66	10.34	8.99	7.85	106.48
TOTAL VEHICLE HOURS	100.33	172.9	122.57	125.29	119.97	108.84	120.92	95.8	86.19	1052.81
PASSENGERS PER REV. HOUR	1.19	1.04	1.14	1.20	1.12	1.11	1.11	1.08	1.57	1.16
Scheduled Miles	0	0	0	7	0	0	0	0	0	7
Actual Revenue Miles	675	1444	1034	1076	955	869	1041	794	844	8732
Other Vehicle Miles	112	155	180	184	139	167	127	108	99	1271
TOTAL VEHICLE MILES	787	1,599	1,214	1,267	1,094	1,036	1,168	902	943	10,010
Miles Per Passenger Boarding	6.43	8.86	8.21	8.03	7.83	8.12	8.46	8.45	6.86	7.96

LAKE TRANSIT AUTHORITY
2022/23 OPERATING STATISTICS REPORT

Clearlake Dial-A-Ride	Jul	Aug	Sept	Oct	Nov	Dec	Jan	Feb	Mar	TOTAL
Local Base Fare - $1.25										
Local Senior Fare - $0.75										
Local ADA Fare - $0.75										
Regional Fare - $2.25										
Out of Co. (Mendocino/ Napa) - $5.00										
Flex Stop for ADA/Senior Local $0.75										
Flex Stop for ADA/Sr. Regional $1.25										
DAR GP 1-day Advance Reserv. $5.	0	0	0	0	0	0	0	0	0	0
DAR GP Same Day $10.00	0	0	0	0	0	0	0	0	0	0
DAR Senior 1-day Adv. Reserv - $2.50	6	23	2	11	0	14	7	4	18	85
DAR Senior Same Day - $3.00	0	0	0	0	0	0	0	0	0	0
DAR Disabled 1-day Adv Reserv $2.50	17	10	28	15	27	11	14	18	10	150
DAR Disabled Same Day - $3.00	0	0	1	0	0	0	0	0	0	1
Tap to Pay ($1.00)	0	0	0	0	0	0	0	0	0	0
Free College Fare	0	0	0	0	0	0	0	0	0	0
Free/Other	0	12	0	2	6	0	1	0	3	24
Base Fare Ticket Regional	2	2	4	3	3	3	2	0	2	21
Base Fare Ticket Local	0	2	0	0	0	0	0	0	0	2
Punch Pass	113	126	158	136	124	159	130	120	100	1166
Monthly Pass										
Weekly Pass										
Summer Cruisin' Youth Pass										
Transfer - Lake Transit	0	2	1	0	1	1	0	1	0	6
Transfer - MTA	0	0	0	0	0	0	0	0	0	0
Transfer - Napa VINE	0	0	0	0	0	0	0	0	0	0
TOTAL PASSENGERS	138	177	194	167	161	188	154	143	133	1,455
Bicycles										0
Extended Stops										0
Wheelchairs	81	88	93	99	85	101	57	76	50	730
CASH - CALCULATED TOTAL	$ 57.50	$ 82.50	$ 78.00	$ 65.00	$ 67.50	$ 62.50	$ 52.50	$ 55.00	$ 70.00	$ 590.50
Scheduled Hours	410	471.5	460.5	456.5	441.5	436.36	455.08	392.07	475.59	3999.1
Actual Revenue Hours	98.34	113.79	129.78	127.83	116.21	109.1	106.11	89.35	111.43	1001.94
Other Vehicle Hours	40.91	15.198	15.94	20.66	16.84	14.96	14.78	12.04	18.54	169.868
TOTAL VEHICLE HOURS	139.25	128.988	145.72	148.49	133.05	124.06	120.89	101.39	129.97	1171.808
PASSENGERS PER REV. HOUR	1.40	1.56	1.49	1.31	1.39	1.72	1.45	1.60	1.19	1.45
Scheduled Miles	0	0	0	54	0	13	0	0	0	67
Actual Revenue Miles	837	920	1147	1188	899	889	863	795	842	8380
Other Vehicle Miles	195	219	250	250	176	195	169	150	217	1821
TOTAL VEHICLE MILES	1,032	1,139	1,397	1,492	1,075	1,097	1,032	945	1,059	10,268
Miles Per Passenger Boarding	6.07	5.20	5.91	7.11	5.58	4.73	5.60	5.56	6.33	5.76

LAKE TRANSIT AUTHORITY
2022/23 OPERATING STATISTICS REPORT

Out-of-County NEMT Uk Special Services	July	Aug	Sept	Oct	Nov	Dec	Jan	Feb	Mar	TOTAL
Local Base Fare - $1.25										
Local Senior Fare - $0.75										
Local ADA Fare - $0.75										
Regional Fare - $2.25										
Out of Co. (Mendocino/ Napa) - $5.00										
Flex Stop for ADA/Senior Local $0.75										
Flex Stop for ADA/Sr. Regional $1.25										
DAR GP 1-day Advance Reserv. $5.										
DAR GP Same Day $10.00										
DAR Senior 1-day Adv. Reserv - $2.50										
DAR Senior Same Day - $3.00										
DAR Disabled 1-day Adv Reserv $2.50										
DAR Disabled Same Day - $3.00										
Tap to Pay ($1.00)										
Free College Fare										
Free/Other	18	32	24	20	10	14	21	8	11	158
Base Fare Ticket Regional										
Base Fare Ticket Local										
Punch Pass										
Monthly Pass										
Weekly Pass										
Summer Cruisin' Youth Pass										
Transfer - Lake Transit										
Transfer - MTA										
Transfer - Napa VINE										
TOTAL PASSENGERS	18	32	24	20	10	14	21	8	11	158
Bicycles	0	0	0	0	0	0	0	0	0	0
Extended Stops	0	0	0	0	0	0	0	0	0	0
Wheelchairs	0	0	0	0	0	0	0	0	0	0
CASH - CALCULATED TOTAL	$ -	$ -	$ -	$ -	$ -	$ -	$ -	$ -	$ -	$ -
Scheduled Hours	0	0	0	0	0	0	0	0	0	0
Actual Revenue Hours	41.66	86.19	69.57	47.69	26.41	34.51	39.46	17.08	66.37	428.94
Other Vehicle Hours	0	0	0	0	0	0	0	0	0	0
TOTAL VEHICLE HOURS	41.66	86.19	69.57	47.69	26.41	34.51	39.46	17.08	66.37	428.94
PASSENGERS PER REV. HOUR	0.43	0.37	0.34	0.42	0.38	0.00	0.00	0.00	0.00	0.37
Scheduled Miles	0	0	0	0	0	0	0	0	0	0
Actual Revenue Miles	1014	2012	1804	1167	643	871	1061	445	1623	10640
Other Vehicle Miles	0	0	0	0	0	0	0	0	0	0
TOTAL VEHICLE MILES	1,014	2,012	1,804	1,167	643	871	1,061	445	1,623	10,640
Miles Per Passenger Boarding	56.33	62.88	75.17	58.35	64.30	62.21	0.00	0.00	0.00	67.34

LAKE TRANSIT AUTHORITY
2022/23 OPERATING STATISTICS REPORT

Out-of-County NEMT SR Special Services	July	Aug	Sept	Oct	Nov	Dec	Jan	Feb	Mar	TOTAL
Local Base Fare - $1.25										
Local Senior Fare - $0.75										
Local ADA Fare - $0.75										
Regional Fare - $2.25										
Out of Co. (Mendocino/ Napa) - $5.00										
Flex Stop for ADA/Senior Local $0.75										
Flex Stop for ADA/Sr. Regional $1.25										
DAR GP 1-day Advance Reserv. $5.										
DAR GP Same Day $10.00										
DAR Senior 1-day Adv. Reserv - $2.50										
DAR Senior Same Day - $3.00										
DAR Disabled 1-day Adv Reserv $2.50										
DAR Disabled Same Day - $3.00										
Tap to Pay ($1.00)										
Free College Fare										
Free/Other	19	16	24	16	24	18	19	27	47	210
Base Fare Ticket Regional										
Base Fare Ticket Local										
Punch Pass										
Monthly Pass										
Weekly Pass										
Summer Cruisin' Youth Pass										
Transfer - Lake Transit										
Transfer - MTA										
Transfer - Napa VINE										
TOTAL PASSENGERS	19	16	24	16	24	18	19	27	47	210
Bicycles	0	0	0	0	0	0	0	0	0	0
Extended Stops	0	0	0	0	0	0	0	0	0	0
Wheelchairs	0	0	0	0	0	0	0	0	0	0
CASH - CALCULATED TOTAL	$ -	$ -	$ -	$ -	$ -	$ -	$ -	$ -	$ -	$ -
Scheduled Hours	0	0	0	0	0	0	0	0	0	0
Actual Revenue Hours	61.18	48.7	69.57	54.92	81.09	53.89	81.44	77.59	97.15	625.53
Other Vehicle Hours	0	0	0	0	0	0	0	0	0	0
TOTAL VEHICLE HOURS	61.18	48.7	69.57	54.92	81.09	53.89	81.44	77.59	97.15	625.53
PASSENGERS PER REV. HOUR	0.31	0.33	0.34	0.29	0.30	0.00	0.00	0.00	0.00	0.34
Scheduled Miles	0	0	0	0	0	0	0	0	0	0
Actual Revenue Miles	1414	1288	1804	1372	1871	1637	2141	2098	2961	16586
Other Vehicle Miles	0	0	0	0	0	0	0	0	0	0
TOTAL VEHICLE MILES	1,414	1,288	1,804	1,372	1,871	1,637	2,141	2,098	2,961	16,586
Miles Per Passenger Boarding	74.42	80.50	75.17	85.75	77.96	90.94	112.68	77.70	0.00	78.98

Lake Transit Authority FY 2022/23 Financial Summary (Unaudited)

	Budget			Actual									
	Adopted	Adjustment	Budget + Adjustment	July	August	September	October	November	December	January	February	March	Year-to-Date Total
REVENUE													
Farebox Revenue (Acct 7401)	109,372	-	109,372	$ 4,340.42	$ 18,727.90	$ 10,559.81	$ 9,318.78	$ 14,214.29	$ 10,181.04	$ 2,966.67	$ 5,831.47	$ 21,033.14	$ 97,173.52
Farebox Revenue 5311-f Route 30	107,728		107,728	$ 6,735.53	$ 7,831.80	$ 6,257.85	$ 7,584.41	$ 6,818.26	$ 6,752.61	$ 6,414.34	$ 6,067.73	$ 7,217.54	$ 61,680.07
Farebox Revenue 5311-f Route 40				$ 2,599.05	$ 4,078.93	$ 3,112.66	$ 3,861.03	$ 3,333.19	$ 2,964.32	$ 2,683.09	$ 2,536.57	$ 2,844.50	$ 28,013.34
Special Fares (Acct 7402)	23,351	-	23,351	$ -	$ -	$ -	$ -	$ -	$ -				$ -
Free College Fares (19/20 LCTOP)	-	-	-	$ 381.06	$ 870.00	$ 1,343.28	$ 1,275.42	$ 1,197.12	$ 861.30	$ 800.40	$ 1,218.00	$ 1,336.32	$ 9,282.90
Route Guarantee - Route 3				$ 2,200.00	$ 2,200.00	$ 2,200.00	$ 2,200.00	$ 2,200.00	$ -	$ 2,200.00	$ 2,200.00	$ 2,200.00	$ 17,600.00
Auxilliary Trans. Revenue (advertising, etc.)	84,210		84,210	$ 14,351.00	$ 7,013.50	$ 1,869.50	$ 5,863.50	$ 3,077.79	$ 3,913.50	$ 28,713.50	$ 1,826.00	$ 825.00	$ 67,453.29
Reimbursement from APC	-		-										$ -
LTF	$ 849,540.00		$ 849,540.00										$ -
LTF Advance Allocations													$ -
State Cash Grants & Reimbursements													
State Transit Assistance (STA)	$ 866,635.00		$ 866,635.00										$ -
State Transit Assistance (STA) C/O Funds													$ -
Federal Cash Grants & Reimbursements													
FTA Sec. 5311 Regional Apportionment	$ 528,396.00	$ -	$ 528,396.00										$ -
FTA Section 5311(f) Operating Route 30 (3-1)	$ 500,421.44		$ 500,421.44							$ 135,131.08			$ 135,131.08
FTA Section 5311(f) Operating Route 40 (4-7)										$ 88,309.56			$ 88,309.56
FTA Section 5311 (f) Operating - Carryover										$ 406,458.00			$ 406,458.00
FTA Section 5311 CARES Act Phase 2	$ 277,496.00		$ 277,496.00						$ 277,495.63				$ 277,495.63
FTA Section 5311(f) CARES Act Phase 1	$ 90,767.00		$ 90,767.00		$ 90,767.07								$ 90,767.07
FTA Section 5311(f) CARES Act Phase 2	$ 495,482.00		$ 495,482.00						$ 432,144.26				$ 432,144.26
FTA Section 5311 CRRSAA	$ 1,074,575.00		$ 1,074,575.00										$ -
TIRCP Grant	$ 231,125.15		$ 231,125.15	$ 23,973.94							$ 62,784.13		$ 86,758.07
FTA Section 5310 - Out-of-County NEMT	$ 386,459.00		$ 386,459.00	$ 133,251.87			$ 19,081.38			$ 50,929.28			$ 203,262.53
5310 Fare Revenues				$ 360.00	$ 590.00	$ 360.00	$ 320.00	$ 500.00	$ 260.00	$ 490.00	$ 290.00	$ 460.00	
Proposition 1B - PTMISEA (Fund 422)													$ -
Proposition 1B - PTMISEA Carryover	$ 149,913.00		$ 149,913.00										$ -
Proposition 1B - PTMISEA Interest			$ -										$ -
LCTOP 2018-19	$ 127,647.00		$ 127,647.00										$ -
LCTOP 2019-20	$ 102,736.00		$ 102,736.00										$ -
LCTOP 2020-21	$ 69,466.00		$ 69,466.00										$ -
LCTOP 2021-22	$ 164,139.00		$ 164,139.00		$ 164,139.00								$ 164,139.00
State of Good Repair													$ -
State of Good Repair - FY 2022/23	$ 109,382.00		$ 109,382.00										$ -
State of Good Repair - Carryover	$ 116,771.00		$ 116,771.00										$ -
TOTAL	**$ 7,234,189.59**	**$ -**	**$ 7,234,189.59**	**$ 187,811.81**	**$ 295,348.20**	**$ 24,359.82**	**$ 48,229.10**	**$ 30,143.53**	**$ 733,711.36**	**$ 724,295.52**	**$ 81,535.90**	**$ 34,580.18**	**$ 2,156,385.42**

Lake Transit Authority FY 2022/23 Financial Summary (Unaudited)

	Budget			Actual									
	Adopted	Adjustment	Budget + Adjustment	July	August	September	October	November	December	January	February	March	Year-to-Date Total
EXPENSES													
OPERATING EXPENSES													
Accounting Services	$ 6,000.00	$ -	$ 6,000.00									$ 6,000.00	$ 6,000.00
Legal Services	$ 5,000.00	$ -	$ 5,000.00		$ 250.00	$ 450.00	$ 2,525.00	$ 67.08	$ 42.57		$ 250.00		$ 3,584.65
Management Contract - MWA	$ 8,314.00	$ -	$ 8,314.00										$ -
Oper. & Maint. Contract	$ 1,976,753.14	$ -	$ 1,976,753.14	$ 108,171.57	$ 128,721.24	$ 127,888.39	$ 130,038.83	$ 127,100.77	$ 129,002.68	$ 125,287.51	$ 116,665.11	$ 129,545.09	$ 1,122,421.19
Operations Contract Rt 30 (5311-F)	$ 431,879.96	$ -	$ 431,879.96	$ 49,169.05	$ 57,562.51	$ 55,415.07	$ 55,651.14	$ 51,998.84	$ 55,561.15	$ 54,357.42	$ 48,171.70	$ 58,783.53	$ 486,670.41
Operations Contract Rt 40 (5311-F)	$ 381,544.79		$ 381,544.79	$ 31,258.93	$ 38,255.05	$ 35,700.60	$ 35,754.16	$ 33,933.45	$ 36,227.67	$ 35,497.17	$ 32,169.80	$ 38,898.79	$ 317,695.62
Operations Contract - COVID				$ 6,844.43	$ 8,006.67	$ 7,581.48	$ 7,604.77	$ 7,291.44	$ 7,902.31	$ 7,639.49	$ 6,190.02	$ 7,914.54	$ 66,975.15
Printing	$ 12,000.00	$ -	$ 12,000.00			$ 1,621.16			$ 1,480.92				$ 3,102.08
Promotional Materials	$ 2,400.00	$ -	$ 2,400.00					$ 19.80					$ 19.80
Advertising / Website	$ 5,000.00	$ -	$ 5,000.00			$ 299.00	$ 299.00	$ 299.00	$ 299.00				$ 1,196.00
Promotional Campaigns	$ 2,000.00	$ -	$ 2,000.00										$ -
Fuel	$ 223,658.00	$ -	$ 223,658.00	$ 20,072.62	$ 26,320.62	$ 26,069.13	$ 26,024.26	$ 21,327.23	$ 19,502.40	$ 19,618.20	$ 16,987.33	$ 21,010.39	$ 196,932.18
Fuel/DEF for Route 30 (5311-F)	$ 117,836.08	$ -	$ 117,836.08	$ 12,595.87	$ 14,980.24	$ 13,913.64	$ 13,352.14	$ 10,618.45	$ 10,169.20	$ 10,482.94	$ 8,567.03	$ 11,827.65	$ 106,507.16
Fuel/DEF for Route 40 (5311-F)	$ 76,234.03	$ -	$ 76,234.03	$ 8,900.91	$ 11,143.63	$ 10,146.99	$ 9,723.57	$ 7,682.56	$ 7,264.26	$ 7,669.68	$ 6,452.78	$ 8,617.86	$ 77,602.24
Facility Maintenance	$ 20,000.00	$ -	$ 20,000.00	$ 1,564.50	$ 1,726.75	$ 1,538.56	$ 5,305.00	$ 4,412.33	$ 1,293.00			$ 2,689.81	$ 18,529.95
Rents & Leases	$ 8,000.00	$ -	$ 8,000.00	$ 386.00	$ 386.00	$ 1,547.27	$ 411.86	$ 397.00	$ 397.00	$ 397.00	$ 397.00	$ 2,798.44	$ 7,117.57
Utilities	$ 7,000.00	$ -	$ 7,000.00	$ 537.54	$ 674.27	$ 538.19	$ 652.96	$ 499.22	$ 615.68	$ 502.12	$ 615.02	$ 488.55	$ 5,123.55
Fleet Maintenance	$ 10,000.00		$ 10,000.00		$ 425.00					$ 1,097.50		$ 2,002.00	$ 3,524.50
COVID-19 Pandemic - CARES Act						$ 202.28		$ 858.88		$ 1,046.70			$ 2,107.86
Operating Funds Reserve	$ 1,795,864.00		$ 1,795,864.00				$ 11,500.00	$ 3,039.44					$ 14,539.44
FTA 5310 - Out-of-County NEMT - Operations				$ 8,202.99	$ 9,226.72	$ 8,246.29	$ 7,110.75	$ 7,679.51	$ 6,198.26	$ 8,608.86	$ 7,307.31	$ 11,018.85	$ 73,599.54
FTA 5310 - Out-of-County NEMT - Fuel	$ 386,459.00		$ 386,459.00	$ 1,849.65	$ 2,207.96	$ 2,039.83	$ 1,649.36	$ 1,433.04	$ 1,236.79	$ 1,677.74	$ 1,340.57	$ 2,334.01	$ 15,768.95
OPERATING SUB-TOTAL	$ 5,475,942.99	$ -	$ 5,475,942.99	$ 249,554.06	$ 299,886.66	$ 293,197.88	$ 307,602.80	$ 278,658.04	$ 277,192.89	$ 273,882.33	$ 245,113.67	$ 303,929.51	$ 2,529,017.84
CAPITAL EXPENSES													
Lake Transit Authority (Capital)													
Software	$ 35,000.00		$ 35,000.00	$ 17,808.00							$ 6,692.34		$ 24,500.34
Equipment	$ 64,615.00		$ 64,615.00	$ 13,100.60							$ 24,680.01	$ 3,912.56	$ 41,693.17
Reserve (Capital Projects)	$ 50,000.00		$ 50,000.00				$ 20,394.28	$ 19,961.19	$ 22,428.66		$ 11,737.00	$ 2,808.00	$ 77,329.13
Total LTA Capital:	**$ 149,615.00**	**$ -**	**$ 149,615.00**										$ -
Proposition 1B - PTMISEA (Fund 422)													
Buses (PTMISEA)	$ 149,912.60		$ 149,912.60										$ -
Buses (FTA 5339) (2019)	$ 768,578.00		$ 768,578.00										
Total PTMISEA:	**$ 918,490.60**	**$ -**	**$ 918,490.60**										$ -
Low Carbon Transit Oper. Program (LCTOP)													
LCTOP Solar Canopy Project (FY 18/19)	$ 127,647.00		$ 127,647.00										$ -
LCTOP Solar Canopy Project (FY 19/20)	$ 102,736.00		$ 102,736.00										$ -
LCTOP Solar Canopy Project (FY 20/21)	$ 69,466.00		$ 69,466.00										$ -
LCTOP Solar Canopy Project (FY 21/22)	$ 164,139.00		$ 164,139.00										
Total LCTOP:	**$ 463,988.00**	**$ -**	**$ 463,988.00**										$ -
State of Good Repair Funding													
SGR - 18/19 - O&M Facility Equip	$ 17,064.00		$ 17,064.00										$ -
SGR - 21/22 - Bus Replacement	$ 99,707.00		$ 99,707.00										$ -
SGR - 22/23 - Transit Center	$ 109,382.00		$ 109,382.00										
Total SGR:	**$ 226,153.00**	**$ -**	**$ 226,153.00**										$ -
CAPITAL SUB-TOTAL	$ 1,758,246.60	$ -	$ 1,758,246.60	$ 30,908.60	$ -	$ -	$ 20,394.28	$ 19,961.19	$ 22,428.66	$ -	$ 43,109.35	$ 6,720.56	$ 143,522.64
GRAND TOTAL	**$ 7,234,189.59**	**$ -**	**$ 7,234,189.59**	**$ 280,462.66**	**$ 299,886.66**	**$ 293,197.88**	**$ 327,997.08**	**$ 298,619.23**	**$ 299,621.55**	**$ 273,882.33**	**$ 288,223.02**	**$ 310,650.07**	**$ 2,672,540.48**

LAKE TRANSIT AUTHORITY
STAFF REPORT

TITLE: Proposed Approval of Amendments No. 7 & 8 between LTA and Paratransit Services, Inc. for Management, Operations, and Maintenance Services

DATE PREPARED: June 2, 2023
MEETING DATE: June 7, 2023

SUBMITTED BY: Lisa Davey-Bates, Executive Director

BACKGROUND: On April 28, 2017, Lake Transit Authority's entered into an agreement with Paratransit Services, Inc. (PS) to provide Management, Operations, and Maintenance Services for the transit system. The initial Agreement expired on June 30, 2020. Section 12.3 of the Agreement provides for the option to exercise *"up to five option periods of one-year duration"* if mutually agreed upon by both parties. An extension of the cost proposal is limited so that the maximum increase for each option period shall be no more than, *(1) the percentage annual increase in the U.S. Average Consumer Price Index (CPI-U) for the most recently concluded calendar year, or (2) a percentage equal to seventy percent (70%) of the percentage increase in the state minimum wage for the calendar year in which the option term will commence, whichever is higher.*

Negotiations for a fourth extension were initiated early in the calendar year between the management staff of Lake Transit Authority and Paratransit Services. Since there won't be a state minimum wage increase in the upcoming year, the CPI-U increase must be considered for this extension according to the contract language (cited above). The most recent negotiated cost proposal by Paratransit Services results in an increase of $180,933.68, which is a 6.5% increase (per the CPI-U). If approved, the 2023/2024 Paratransit Services contract will provide a maximum annual price of $2,971,111.56.

Paratransit Services has struggled for years to hire and maintain drivers. This situation has only been exacerbated throughout the pandemic. As part of the last extension, Paratransit increased the driver wages to $16.50, which was beyond the rates set forth in the Labor Agreement between Paratransit Services and the Teamsters Local No. 665. The Lake Transit Authority Board of Directors approved an additional $1.50 per hour COVID bonus for the 2022-23 fiscal year, which resulted in a full-time equivalent driver receiving approximately $250 more per month. In total, newly hired drivers received $18.00 per hour. With the new hourly-rate, Paratransit Services hoped to maintain current, and attract new, drivers. The COVID bonus was paid through Federal COVID relief funds. Staff hopes to continue the $1.50 per hour COVID bonus for the 2023-24 fiscal year, which would be covered by remaining COVID relief funds, 5311(f) funds, and if necessary, Local Transportation Funds.

If members feel the increase is reasonable and are satisfied with the performance and services provided by Paratransit Services, Inc., action to approve a one-year extension with Amendments No. 7 & 8 (attached) is an option. Otherwise, this item will be delayed while negotiations continue. Approval of the extensions are also contingent upon Caltrans' approval.

ACTION REQUIRED: Approve one-year extension and extend the $1.50 COVID bonus.

ALTERNATIVES: Recommend alternative options to the one-year extension for consideration.

RECOMMENDATION: Approve the following: (1) one-year extension through Amendments No. 7 and 8 between Lake Transit Authority and Paratransit Services to provide continued Management, Operations, and Maintenance Services for a period of July 1, 2023 through June 30, 2024; (2) the $1.50/hr COVID bonus for FY 23/24.

AMENDMENT NO. 7 TO THE AGREEMENT
FOR LAKE TRANSIT SYSTEM
MANAGEMENT, OPERATIONS AND MAINTENANCE SERVICES

Pursuant to Section 12.3 Option Term of the Agreement between Lake Transit Authority and Paratransit Services, Inc., the parties hereto wish to extend management, operations and maintenance services provided by CONTRACTOR for a period of a one-year duration under the following terms:

A. A FIXED HOURLY RATE per Vehicle Revenue Hour of $40.80 from July 1, 2023 through June 30, 2024.

B. A FIXED MONTHLY RATE of $108,854.00 per month from July 1, 2023 through June 30, 2024. The monthly rate shall compensate CONTRACTOR for all cost elements assigned to CONTRACTOR for work described in ARTICLE 5 – SCOPE OF WORK and further detailed in the attached EXHIBIT "A", SCOPE OF WORK, except those specifically included under Section 9.1(A) Fixed Hourly Rate, Section 9.1(C) – Fixed Rate Per Shelter Cleaned, Section 9.2 - Fuel Price Formula; and, Section 9.3 Engine, Transmission and Differential Expense Reimbursements.

C. A FIXED RATE PER SHELTER of $19.99 per shelter cleaned.

ALL OTHER CONDITIONS of the original agreement shall remain in full force and effect unless amended in writing by both LTA and Contractor.

IN WITNESS WHEREOF, the parties have caused this Amendment No. 7 to the Agreement to be executed on this 7th day of June 2023.

LAKE TRANSIT AUTHORITY

By_____
Lisa Davey-Bates, Executive Director

PARATRANSIT SERVICES, INC.

By_____
David Baker, President/CEO
Federal Tax I.D. # 91-1253112

AMENDMENT NO. 8 TO THE AGREEMENT

FOR COVID BONUS TO

DISPATCH, DRIVER, AND MECHANIC STAFF

Pursuant to Section 6.1 Amendment between Lake Transit Authority and Paratransit Services, Inc., the parties hereto wish to amend the management, operations and maintenance services provided by CONTRACTOR for a period of a one-year duration under the following terms:

A. A FIXED HOURLY RATE of $1.50 per hour worked, in addition to employees' regular hourly pay, will be provided to dispatch, driver, and mechanic staff as a COVID bonus. Management and supervision are not subject to this increase.

B. For the duration of time that this Amendment remains in effect, CONTRACTOR shall receive the agreed upon COVID Bonus payment as well as the Fixed Hourly Rate, Fixed Monthly Rate, and Fixed Rate Per Bus Stop Cleaned identified in the original Agreement (Contract No. 71720) and subsequent Amendments.

C. It is the intent of this Amendment to compensate the CONTRACTOR to maintain its workforce staffing levels at acceptable levels for the term of this Amendment. These additional compensation measures are being taken to maintain a highly trained and skilled workforce during and beyond the current pandemic. As such, CONTRACTOR shall maintain its workforce to the best of their abilities.

For the duration of time that this Agreement remains effective, CONTRACTOR shall provide LTA with documentation which shall include:

1. Documentation requested by the Authority's Executive Director to substantiate claimed expenses are reasonable and comply with all applicable FTA regulations policies, procedures and directives, including without limitation to those listed directly or by reference in the Master Agreement.

2. A monthly invoice reflecting hours by identifying the employee I.D. # and job title of all employees receiving wages for the payroll period. Such costs are not to include overtime, bonuses, or other special compensation.

3. Bonus payments will be made to existing employees, effective July 1, 2023, and are eligible to existing employees who work at least eight (8) hours per month to maintain existing service and retain services when ridership increases and regular service resumes. Bonuses are not to exceed a total of $250 per month for full-time employees (at least 32 hours per week).

ALL OTHER CONDITIONS of the original agreement shall remain in full force and effect unless amended in writing by both LTA and Contractor.

IN WITNESS WHEREOF, the parties have caused this Amendment No. 8 to the Agreement to be executed on this 7th day of June 2023.

LAKE TRANSIT AUTHORITY

By_____
Lisa Davey-Bates, Executive Director

PARATRANSIT SERVICES, INC.

By_____
David Baker, President/CEO
Federal Tax I.D. # 91-1253112

Mark Wall Associates
Transit Planning & Management

Mark Wall Associates
1445 S. Silvervale St.
Visalia, CA 93277
Phone: 559/280-0696
E-mail: markwallassociates@gmail.com

June 1, 2023

Lisa Davey-Bates, Executive Director
Lake Transit Authority
525 South Main St Ste. G
Ukiah, CA 95482

Via E-mail: ldavey-bates@dbcteam.net

RE: 2023-24 Professional Consulting Services between Mark Wall & Lake Transit Authority

Dear Lisa,

Thank you for inviting me to submit a proposal for consulting services for fiscal year 2023/24. I am pleased to provide any expertise that I can offer to Lake Transit Authority, so I would be happy to continue in my current consulting role in a new agreement for 2023/24.

During the current, 2022/23, fiscal year, I have been available to provide historical perspective and technical guidance regarding contract operations and management, including marketing and fare pricing advice. As always, I invoice LTA only for hours actually worked, and I am actually pleased that I billed zero hours during the year. To me, this means that our efforts to smoothly transition management responsibilities to DBC staff have been very successful. Nevertheless, I understand that there will be additional challenges in 2023/24, including the potential need for me to provide technical support for a new Request for Proposals procurement of an operations, maintenance, and management services contract. This will be the first such major procurement since 2017.

I propose maintaining my consulting contract budget at the same level as 2022/23. This would be 50 hours at $166.28, for a maximum of $8,314. Again, LTA will only be invoiced for hours actually worked. If circumstances call for additional hours, I am amenable to revising the hours as needed.

A draft contract is attached for your convenience.

Best Regards,

Mark A. Wall, Principal

LAKE TRANSIT AUTHORITY
TRANSIT MANAGEMENT CONSULTING CONTRACT

THIS AGREEMENT is entered into this ____ day of ____2023 by and between the LAKE TRANSIT AUTHORITY, hereinafter referred to as the "Authority" and MARK A. WALL, hereinafter referred to as “Wall", who agree as follows:

1. EMPLOYMENT: The Authority hereby employs Wall as an independent Contractor, to perform administrative tasks identified in Exhibit A (attached).

2. TERM: The term of this agreement shall be for twelve months, commencing July 1, 2023 and continuing through June 30, 2024.

3. TERMINATION: Either party may terminate this AGREEMENT at any time for convenience or for any reason by giving thirty (30) days written notice thereof.

4. COPIES: Wall shall provide sufficient copies of products described in “Exhibit A". Sufficient copies shall mean, at a minimum, a copy of each draft of a document for each member and alternate member of the Authority and two copies to the Executive Director, plus such additional copies as may be required by Caltrans.

5. PAYMENT: As compensation for services, Wall shall be entitled to receive a maximum of $8,314 for the term of this contract. This sum shall be payable at a rate of $166.28 per applied hour. Wall shall submit an invoice detailing services and hours by the 5th business day of the month following the month that services are incurred, and LTA shall remit payment within 30 days following receipt of the invoice.

6. AUDIT REQUIREMENTS: Wall shall keep accurate records of time and costs expended on tasks, in such manner as to meet the standards of State or Federal Audit requirements. Wall shall maintain such records for a three-year period after the completion of services and shall submit such records for audit as may be required.

7. SUBCONTRACTING: Wall shall be permitted to subcontract any portion of his employment to such persons or agencies, as he shall choose, subject to reasonable approval by the Authority.

8. OFFICE SPACE: Wall is not required to maintain an office in Lake County, and the Authority is not obligated to provide office space to Wall.

9. CONTRACT RENEWAL: Upon successfu1 completion of this contract, and upon mutual agreement of Wall and Authority, non-competitive renewal of this contract for a one-year period will be considered.

10. ATTORNEY FEES: In the event of a dispute between the parties concerning the interpretation or enforcement of this contract, the party prevailing in any legal action shall be entitled to reasonable attorney's fees.

In Witness whereof, the parties hereto have placed their signatures the first day and year above written.

LAKE TRANSIT AUTHORITY

By:_____ _____

LISA DAVEY-BATES
EXECUTIVE DIRECTOR

MARK A. WALL

EXHIBIT A

LAKE TRANSIT AUTHORITY
MANAGEMENT CONSULTANT DUTIES AND RESPONSIBILITIES

FISCAL YEAR 2022/23

Duties:

- Provide ongoing assistance with policy and service development, grant, contract, procurement, planning, and operations processes by providing technical advice, analysis, and detailed instructions and reports.
- Facilitate coordination and liaison between LTA and Caltrans, CalOES, FTA, vendors, and others.
- Advise the LTA Board of Directors and its contractors as requested.
- Attend meetings as requested subject to schedule availability.

Responsibilities

The transit management consultant shall be solely responsible for all costs associated with performing the specified duties. These include, but are not limited to office expenses, equipment, utilities, insurance, travel expenses, professional dues, and subcontracting expenses. Retirement contributions, disability, and personal health plan expenses shall also be the responsibility of the Transit Manager.

From: Laurie Fisher, CEO/Program Manager, Lake Links

Mobility Report 5/31/23

1). Pay-Your-Pal Ride Assistance Program

- Update
  7 new riders since last report.

PAY-YOUR-PAL UTILIZATION

PERIOD	# RIDERS	# ONE-WAY TRIPS	TOTAL MILEAGE	TOTAL REIMBURSEMENT
February 2023	69	815	14,471.70	$5.945.32
March 2023	76	949	15,868.1	$6,347.16
April 2023 (May data not available yet)	72	891	14,867.10	$5,946.84

2). Medi-Links: Out of County Medical Transportation

MEDI-LINKS UTILIZATION

PERIOD	# SCHEDULED TRIPS	# COMPLETED TRIPS	# CANCELLED TRIPS
March 2023	36	29	7
April 2023	29	25	4
May 2023	30	26	4

14420 LAKESHORE DR, STE. C, CLEARLAKE, CA 95422
T: 707-995-3330 E: LAURIE.FISHER@LAKELINKS.ORG

- LTA/Paratransit Services to take over coordinating Medi-Link trips, with Lake Links doing the eligibility determination and referrals. (Date to be determined for change to be implemented.)

3). Ride Links Volunteer Driver Program is coming soon!

- <u>Update</u>
    - After 10 months of searching, we've secured insurance and can move forward with launching the program. Volunteer Driver Training to be set for mid-July.

14420 LAKESHORE DR, STE. C, CLEARLAKE, CA 95422
T: 707-995-3330 E: LAURIE.FISHER@LAKELINKS.ORG